



Commercial Vehicle Parts

2019



Headquarters

SORL Auto Parts, Inc.
 No. 2666, KaiFaqu Avenue, Rui'an Economic Development Zone, Zhejiang, 325200, China
 Tel: 0086-577-6500 8000, 6560 9583
 Fax: 0086-577-6592 2008
 E-mail: info@sorl.com.cn
<http://www.sorl.cn>

Local distributor



Oversea branches

Global SORL Auto & Truck Parts Inc. (USA)
 1200 E. Gene Autry Way
 Anaheim CA 92805
 Tel: 001-714-634 1888
 Fax: 001-714-634 1886
 E-mail: mike@globalsorl.com

Golden Dragon Auto Spare Parts (Dubai)
 P.O.Box 56306, Dubai, U.A.E
 Tel: 00971-4-2278556
 Fax: 00971-4-2278552
 E-mail: sorl@emirate.net.ae

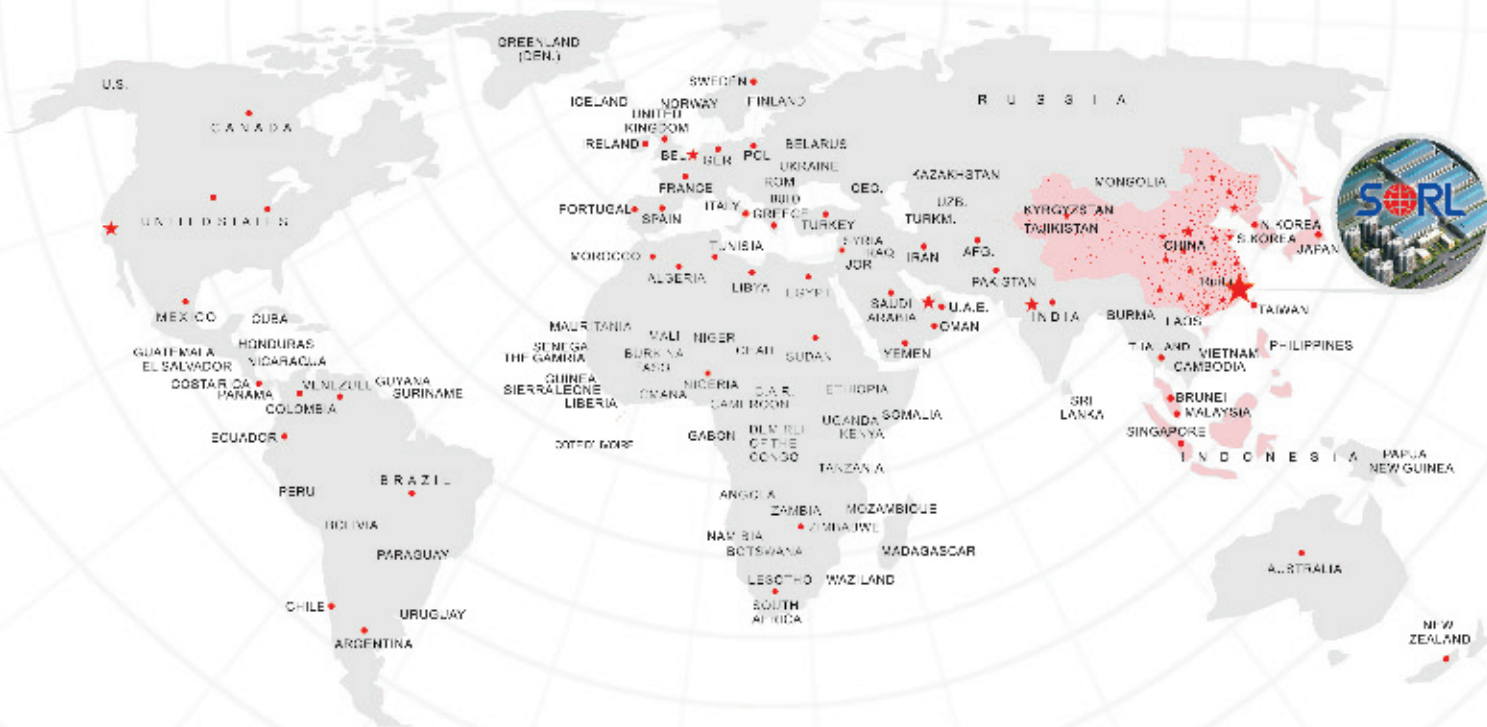
SORL International Holding Ltd. (HongKong)
 Unit 06,19/F, Laurels Industrial Centre, No. 32
 Tai Yau Street, San Po Kong, Kowloon, HK
 Tel: 00852-3188 4246, 3188 4247
 Fax: 00852-3188 4248
 E-mail: info@sorl-auto.com

SORL Bulgaria Ltd. (Bulgaria)
 West Industrial zone
 Ex brewery factory
 9000 Varna, Bulgaria
 Tel: 0035-9899 193801
 E-mail: g.petrov@sorl-europe.bg





SALES NETWORK





COMPANY PROFILE

SORL Auto Parts, Inc. located in Ruian, Zhejiang Province, a coastal city by East China Sea, is a major manufacturer of spare parts for all commercial vehicles brands. With a registered capital of 53,788,900 US Dollar and about 4000 employees working in a Plant of 270,000 m², SORL was successfully listed on the main-board of NASDAQ global market in 2006.

The company supplies air brake systems and relative components to more than 70 OEM customers in China, such as FAW and DongFeng, and were awarded several times as Excellent Supplier. Moreover, it has 7 sales branches and established relations with hundreds of distributors all around the world, as well as a distribution network with 27 authorized distributors and 800 sub-distributors all over China.

Decades of effort makes SORL the biggest Manufacturing Base of Air Brake Valves in China, China Top 100 Auto Parts Enterprises, National Export Base of Auto Parts, China Top 500 Competitive Large Enterprises, Most Competitive Top 50 of Chinese Non-governmental Enterprises, and its products were awarded as “China Top Brand”

SORL wins the market share with its advantages in technique, quality, product variety, as well as its unique service. Guided by the orientation of market, service, quality, science and technology, the company has been making progress all the time. SORL is dedicating itself to continuously satisfying customers and it believes that it will create a more brilliant future with partners worldwide.

HIGH STANDARD MANUFACTURING

One main factor that's contributed to SORL's improvement in quality has been the implementation and use of modern and advanced equipment. SORL is always looking at the latest manufacturing technology and processes in order to continuously improve productivity and quality. Dedicated to 'quality' SORL makes no compromise when delivering new products to a customer, and ensures all products delivered match the customer's specification. SORL products are second to none and meet global quality standards in their class and range of manufacture. In keeping with this, SORL has put in place rigorous quality control procedures to ensure the supply of products are defect free.



Digital Workshop-Auto-line



Mixing Workshop



Hot Pressing Workshop



Machining Center



**First-Class Equipment
Manufactures
First-Class Products**

TABLE OF CONTENT

	No.	Page
EUROPEAN APPLICATION		
MERCEDES	1.01	10-24
MAN	1.02	24-27
SCANIA	1.03	27-29
DAF	1.04	29-31
RENAULT	1.05	31-32
VOLVO	1.06	32-36
IVECO	1.07	36-39
STEYR	1.08	39-40
BEDFORD	1.09	40
KAMAZ	1.10	41
MAZ	1.11	41
CHINESE APPLICATION		
CHINESE TRUCK	2.01	42-46
JAC	2.01	42
DONGFENG	2.01	42
FAW	2.01	42-43
SINO	2.01	44
Foton	2.01	44-45
DONGFENG	2.01	45-46
AMERICAN APPLICATION		
PUSH TYPE CLUTCH KITS	3.01	47-51
14" CAST IRON CLUTCH KITS	3.02	52-57
14" STAMPED STEEL CLUTCH KITS	3.03	58-63
15 1/2" CAST IRON CLUTCH KITS	3.04	64-73
DIAPHRAG TYPE CLUTCH KITS	3.05	74-81
JAPANESE APPLICATION		
HINO	4.01	82-84
ISUZU	4.02	85-90
MAZDA	4.03	91
MITSUBISHI	4.04	92-97
NISSAN	4.05	98-103
TOYOTA	4.06	103-106

SORL No.	REF No.	Page	SORL No.	REF No.	Page	SORL No.	REF No.	Page
1601 101 001	3082 269 031	10	1601 101 037	1882 342 134	26	1600 101 001	1878 600 501	10
1601 101 002	1882 205 234	10	1601 102 008	1882 017 131	26	1600 101 002	1861 291 136	10
1601 101 003	3482 054 131	10	1601 102 009	3482 124 549	26	1600 101 003	1861 919 134	10
1601 101 004	1882 230 232	10	1601 101 050	3482 124 541	26	1600 101 003	1861 919 134	10
1601 101 005	1882 230 238	11	1601 102 011	3482 083 032	27	1600 101 003	1861 919 134	11
1601 101 006	1882 317 131	11	1601 102 012	3482 123 534	27	1600 101 003	1861 919 134	11
1601 101 007	3482 046 031	11	1601 102 013	3482 000 096	27	1600 101 003	1861 919 134	11
1601 101 008	1882 201 132	11	1601 103 001	3482 112 031	27	1600 101 004	1861 279 133	11
1601 101 009	1882 252 333	12	1601 103 002	3482 001 234	28	1600 101 005	1861 303 248	12
1601 101 010	1882 305 131	12	1601 103 003	3482 083 150	28	1600 101 005	1861 303 248	12
1601 101 011	1882 305 132	12	1601 103 004	3482 083 039	28	1600 101 005	1861 303 248	12
1601 101 012	1882 252 331	12	1601 103 005	3482 119 034	28	1600 101 050	1861 303 246	12
1601 101 013	3482 008 038	13	1601 103 006	3483 020 036	29	1600 101 050	1861 303 246	13
1601 101 013	3482 008 038	13	1601 102 011	3482 083 032	29	1600 101 006	1861 964 034	13
1601 101 014	3482 055 132	13	1601 104 001	3482 018 132	29	1600 101 005	1861 303 248	13
1601 101 015	3482 008 032	13	1601 104 002	3482 119 031	29	1600 101 007	1861 384 334	13
1601 101 016	3482 012 211	14	1601 104 003	3482 060 235	30	1600 101 008	1861 571 236	14
1601 101 016	3482 012 211	14	1601 104 004	3482 060 132	30	1600 101 009	1861 963 033	14
1601 101 017	3482 012 240	14	1601 104 005	3482 000 419	30	1600 101 009	1861 963 033	14
1601 101 018	1881 039 532	14	1601 101 050	3482 124 541	30	1600 101 010	1861 034 147	14
1601 101 019	1882 110 532	15	1601 104 006	3482 119 032	31	1600 101 010	1861 034 147	15
1601 101 020	1882 110 542	15	1601 105 001	3482 083 044	31	1600 101 010	1861 034 147	15
1601 101 021	1882 234 433	15	1601 105 002	3482 123 441	31	1600 101 011	1861 288 136	15
1601 101 022	3482 051 131	15	1601 105 003	3488 017 439	31	1600 101 012	1861 714 133	15
1601 101 023	3482 002 234	16	1601 105 004	3482 000 552	32	1600 101 013	1878 001 070	16
1601 101 024	3482 011 331	16	1601 105 005	3482 083 252	32	1600 101 013	1878 001 070	16
1601 101 022	3482 051 131	16	1601 106 001	"3482 909 001	32	1600 101 014	1861 962 033	16
1601 101 025	3482 000 462	16	1601 106 002	3482 602 004"	32	1600 101 015	1878 048 741	16
1601 101 026	1882 166 737	17	1601 106 003	1882 250 143	33	1600 101 016	1861 219 157	17
1601 101 027	1882 302 132	17	1601 106 004	3482 056 031	33	1600 101 017	1861 494 140	17
1601 101 028	1882 302 131	17	1601 106 005	1882 280 213	33	1600 101 017	1861 494 140	17
1601 101 026	1882 166 737	17	1601 106 006	3482 059 031	33	1600 101 018	1862 356 031	17
1601 101 029	1888 042 009	18	1601 106 007	3488 019 032	34	1600 101 019	1861 699 136	18
1601 101 030	1888 055 041	18	1601 106 008	3488 019 031	34	1600 101 020	1862 135 035	18
1601 101 031	1888 063 137	18	1601 106 009	3488 018 031	34	1600 101 021	1862 304 033	18
1601 101 032	3482 000 463	18	1601 106 010	3488 000 024	34	1600 101 022	1878 023 831	18
1601 101 033	3482 000 464	19	1601 106 011	3488 000 159	35	1600 101 023	1878 023 931	19
1601 101 034	3488 023 031	19	1601 106 012	3483 034 045	35	1600 101 024	1878 056 331	19
1601 101 035	3488 017 432	19	1601 106 013	3483 034 033	35	1600 101 025	1862 193 105	19
1601 101 036	1882 301 239	19	1601 106 014	3483 000 348	35	1600 101 026	1861 410 046	19
1601 101 036	1882 301 239	20	1601 106 015	3482 123 235	36	1600 101 027	1861 410 047	20
1601 101 037	1882 342 134	20	1601 106 016	3483 034 034	36	1600 101 028	1861 760 034	20
1601 101 037	1882 342 134	20	1601 107 001	3483 034 035	36	1600 101 029	1861 724 137	20
1601 101 038	1882 021 101	20	1601 107 002	3482 008 036	36	1600 101 030	1862 268 031	20
1601 101 039	1882 301 238	21	1601 107 003	3482 998 701	37	1600 101 009	1861 941 033	21
1601 101 040	1882 346 131	21	1601 107 004	3482 907 001	37	1600 101 031	1861 876 033	21
1601 101 041	3482 124 534	21	1601 107 005	1882 815 001	37	1600 101 032	1861 715 035	21
1601 101 042	3482 124 522	21	1601 107 006	3499 916 628	37	1600 101 033	1861 410 048	21
1601 101 043	3482 081 231	22	1601 107 007	3482 094 031	38	1600 101 034	1862 519 259	22
1601 101 043	3482 081 231	22	1601 107 008	3482 093 031	38	1600 101 035	1878 080 031	22
1601 101 044	3482 081 232	22	1601 107 009	1882 325 134	38	1600 101 036	1862 216 032	22
1601 101 044	3482 081 232	22	1601 107 010	3482 123 839	38	1600 101 037	1878 634 027	22
1601 101 045	3482 081 233	23	1601 107 011	3482 078 134	39	1600 101 038	1878 000 116	23
1601 101 046	3483 030 031	23	1601 107 012	3482 083 118	39	1600 101 039	1862 519 240	23
1601 101 047	3483 030 032	23	1601 108 001		39	1600 101 039	1862 519 240	23
1601 101 048	3483 000 258	23	1601 108 002	3482 063 101	39	1600 101 040	1878 007 072	23
1601 101 049	3483 000 139	24	1601 108 003	1882 261 006	40	1600 101 040	1878 007 072	24
1601 101 050	3482 124 541	24	1601 109 001	3482 067 101	40	1600 101 009	1861 941 033	24
1601 102 001	3482 002 231	24	1601 109 002	HA3019	40	1600 102 001	1861 777 041	24
1601 102 002	3482 120 031	24	1601 109 003	HA3036	40	1600 102 002	1878 044 631	24
1601 102 003	3482 125 533	25	1601 110 001	HA2552	41	1600 102 003	1878 079 331	25
1601 102 004	3482 000 467	25	1601 110 002	14-1601090-10	41	1600 102 004	1862 506 131	25
1601 102 005	3482 078 133	25	1601 111 001		41	1600 102 005	1862 364 031	25
1601 102 006	3488 017 447	25	1601 111 002	182-1601090	41	1600 102 006	1862 539 031	25

SORL No.	REF No.	Page	SORL No.	REF No.	Page	SORL No.	REF No.	Page
1600 102 007	1861 911 232	26	1601 301 001	HNC504	82	1601 305 003	NSC519	98
1600 102 008	1878 086 941	26	1601 301 002	HNC518	82	1601 305 004	NSC522	98
1600 102 009	1878 086 741	26	1601 301 003	HNC519	82	1601 305 005	NSC632	99
1600 101 009	1861 941 033	26	1601 301 004	HNC525	82	1601 305 006	NSC622	99
1600 102 011	1878 080 035	27	1601 301 005	HNC521	83	1601 305 007	NSC600	99
1600 102 012	1878 038 041	27	1601 301 006	HNC517	83	1601 305 008	NSC518	99
1600 102 011	1878 080 035	27	1601 301 007	HNC541	83	1601 305 009	NDC536	100
1600 103 001	1878 043 231	27	1601 301 008	HNC507	83	1601 305 010	30210-90961	100
1600 103 002	1862 322 031	28	1601 301 008	HNC507	84	1601 305 011	NDC524	100
1600 103 003	1878 063 231	28	1601 301 009	HNC532	84	1601 305 012	NDC516	101
1600 103 004	1878 003 066	28	1601 301 010	2C22B-E0561	85	1601 305 012	NDC516	101
1600 103 005	1861 680 037	28	1601 301 011	HNC539	85	1601 305 013	NDC528	101
1600 103 004	1878 003 066	29	1601 302 001	ISC565	85	1601 305 014	NDC521	101
1600 104 001	1878 054 933	29	1601 302 002	ISC543	85	1601 305 015	NDC550	102
1600 104 002	1878 086 742	29	1601 302 005	ISC568	86	1601 305 016	NDC518	102
1600 102 009	1878 086 741	29	1601 302 006	ISC589	86	1601 305 017	NDC529	102
1600 104 004	1861 325 141	30	1601 302 007	ISC605	86	1601 305 018	NDC534	102
1600 104 005	1861 777 043	30	1601 302 008	ISC598	86	1601 305 019	NDC538	103
1600 102 003	1878 079 331	30	1601 302 009	ISC519	87	1601 305 020	NDC548	103
1600 104 007	1861 482 034	30	1601 302 010	ISC572	87	1601 306 001	TYC565	103
1600 104 008	1878 027 231	31	1601 302 010	ISC572	87	1601 306 002	TYC522	103
1600 105 001	1878 026 241	31	1601 302 011	ISC546	87	1601 306 003	TYC623	104
1600 105 002	1878 020 241	31	1601 302 011	ISC546	88	1601 306 004	TYC579	104
1600 105 003	1862 379 031	31	1601 302 012	ISC549	88	1601 306 005	TYC605	104
1600 105 004	1878 003 867	32	1601 302 013	ISC592	88	1601 306 006	CT-106	104
1600 105 002	1878 020 241	32	1601 302 014	ISC534	88	1601 306 007	TYC526	105
1600 106 001	1862 974 002	32	1601 302 015	ISC523	89	1601 306 008	TYC518	105
1600 106 002	1878 001 079	32	1601 302 016	ISC540	89	1601 306 008	TYC518	105
1600 106 003	1861 640 135	33	1601 302 017	ISC702	89	1601 306 009	TFC502	105
1600 106 004	1861 862 232	33	1601 302 018	ISC510	89	1601 306 010	TFC503	106
1600 106 005	1861 996 137	33	1601 302 019	ISC518	90	1601 306 011	TYC622	106
1600 106 006	1878 001 216	33	1601 302 019	ISC518	90	1601 306 012	TYC600	106
1600 106 007	1862 415 031	34	1601 302 020	ISC622	90	1600 301 001	HND033U	82
1600 106 008	1878 000 623	34	1601 302 020	ISC622	90	1600 301 002	HND041U	82
1600 106 009	1878 000 635	34	1601 303 001	MZC605	91	1600 301 003	HND063U	82
1600 106 010	1878 004 128	34	1601 303 002	MZC622	91	1600 301 004	HND001	82
1600 106 011	1878 040 334	35	1601 303 003	MZC540	91	1600 301 005	HND047U	83
1600 106 012	1878 000 634	35	1601 303 004	MZC596	91	1600 301 006	HND002	83
1600 106 013	1878 006 129	35	1601 304 001	MFC531	92	1600 301 007	HND058U	83
1600 106 014	1878 054 031	35	1601 304 002	MBC538	92	1600 301 008	HND028	83
1600 106 015	1878 634 026	36	1601 304 003	MBC645	92	1600 301 009	HND015	84
1600 106 016	1878 032 331	36	1601 304 004	MBC584	92	1600 301 010	HND045Y	84
1600 107 001	1861 577 136	36	1601 304 005	MBC585	93	1600 301 010	HND045Y	85
1600 107 002	1878 997 101	36	1601 304 006	MFC537	93	1600 301 009	HND015	85
1600 107 003	1862 967 001	37	1601 304 007	MFC528	93	1600 302 001	ISD145U	85
1600 107 004	1862 722 001	37	1601 304 008	MFC558	93	1600 302 002	ISD104US	85
1600 107 005	1878 074 841	37	1601 304 009	MFC560	94	1600 302 002	ISD104US	85
1600 107 006	1878 000 611	37	1601 304 010	MFC572	94	1600 302 004	ISD109US	86
1600 107 007	1862 310 132	38	1601 304 011	MFC507	94	1600 302 004	ISD109US	86
1600 107 008	1861 861 032	38	1601 304 011	MFC507	94	1600 302 005	ISD102US	86
1600 107 009	1878 000 036	38	1601 304 013	MFC561	95	1600 302 006	DW-003	86
1600 107 010	1878 007 339	38	1601 304 014	MFC571	95	1600 302 005	ISD102US	86
1600 107 011	1878 000 205	39	1601 304 015	MFC505	95	1600 302 007	ISD086U	87
1600 107 012		39	1601 304 016	MFC546	95	1600 302 008	ISD134	87
1600 108 001	1862 125 202	39	1601 304 016	MFC546	96	1600 302 009	ISD006Y	87
1600 108 002	1861 413 134	39	1601 304 017	MFC579	96	1600 302 010	ISD114	88
1600 108 003	1861 669 002	40	1601 304 017	MFC579	96	1600 302 011	ISD072U	88
1600 109 001	HB3159	40	1601 304 018	MFC513	96	1600 302 012	ISD143Y	88
1600 109 002	HB3414	40	1601 304 019	MFC573	97	1600 302 013	ISD005Y	88
1600 109 003	HB8026	40	1601 304 020	MFC582	91	1600 302 013	ISD005Y	89
1600 110 001	14-160113	41	1601 304 021	MFC594	97	1600 302 014	ISD028U	89
1600 110 002		41	1601 304 022	MFC543	97	1600 302 015	ISD068Y	89
1600 111 001	182-1601130	41	1601 305 001	30210-JA00A	98	1600 302 016	ISD008S	89
1600 111 002	1878 001 501	41	1601 305 002	30210-8J000	98			

SORL No.	REF No.	Page	SORL No.	REF No.	Page
1600 302 017	ISD002	90	1600 305 003	NSD036	98
1600 302 018	ISD078Y	90	1600 302 002	ISD104US	98
1600 302 019	ISD034	90	1600 305 005	NSD148	99
1600 302 019	ISD034	90	1600 305 006	NSD049U	99
1600 303 001	MZD021U	91	1600 305 007	NSD001U	99
1600 303 002	MZD087U	91	1600 305 007	NSD001U	99
1600 303 003	MZD017U	91	1600 305 008	NDD022Y	100
1600 303 004	MZD065U	91	1600 305 008	NDD022Y	100
1600 304 001	MFD017U	92	1600 305 009	NDD007Y	100
1600 304 002	MFD034U	92	1600 305 008	NDD022Y	100
1600 304 003	MBD058	92	1600 305 011	NDD021U	101
1600 304 003	MBD058	92	1600 305 012	NDD020U	101
1600 304 003	MBD058	93	1600 305 013	NDD047U	101
1600 304 004	MFD012U	93	1600 305 013	NDD047U	101
1600 304 005	MFD013U	93	1600 305 014	NDD001	102
1600 304 006	MFD015U	93	1600 305 014	NDD001	102
1600 304 007	MFD067U	94	1600 305 015	NDD008	102
1600 304 007	MFD067U	94	1600 305 015	NDD008	102
1600 304 008	MFD066Y	94	1600 305 015	NDD008	103
1600 304 009	MFD068Y	94	1600 305 015	NDD008	103
1600 304 008	MFD066Y	94	1600 306 001	TYD113U	103
1600 304 010	MFD037U	95	1600 306 002	TYD112U	103
1600 304 010	MFD037U	95	1600 306 003	TYD135U	104
1600 304 011	MFD071U	95	1600 306 004	TYD136	104
1600 304 012	MFD061Y	95	1600 306 005	TYD122U	104
1600 304 013	MFD062Y	96	1600 306 003	TYD135U	104
1600 304 014	MFD064Y	96	1600 306 006	TYD015U	105
1600 304 015	MFD086Y	96	1600 306 007	TYD078U	105
1600 304 016	MFD011P	96	1600 306 008	TYD006U	105
1600 304 003	MFD058U	97	1600 302 006	DW-003	105
1600 304 003	MFD058U	97	1600 302 006	DW-003	106
1600 304 003	MFD058U	97	1600 302 006	DW-003	106
1600 304 003	MFD058U	97	1600 306 010	TYD119U	106
1600 305 001	30100-JA00A	98			
1600 305 002	30100-8J00A	98			

EUROPEAN TRUCK CLUTCH

NO.	MODEL	·CLUTCH DISC			·CLUTCH COVER		
		SORL NO.	REF No.	SIZE	SORL NO.	REF No.	SIZE

MERCEDES

1	812 D	1600 101 001	1878 600 501	250*165*26*28.5	1601 101 001	3082 269 031	250*165*26*28.5
2	OM314	1600 101 002	1861 291 136	250*165*10*32	1601 101 002	1882 205 234	250*165*10*32
3	309D	1600 101 003	1861 919 134	280*165*10*35	1601 101 003	3482 054 131	280*165*10*35
4	L,LA,LP,LA	1600 101 003	1861 919 134	280*165*10*35	1601 101 004	1882 230 232	280*165*10*35
5	L,LA 322	1600 101 003	1861 919 134	280*165*10*35	1601 101 005	1882 230 238	280*165*10*35
6	LPL 813 (96 kW)	1600 101 003	1861 919 134	280*165*10*35	1601 101 006	1882 317 131	280*165*10*35
7	MB 500 (684.040)	1600 101 003	1861 919 134	280*165*10*35	1601 101 007	3482 046 031	280*165*10*35
8	OM352 911	1600 101 004	1861 279 133	295*170*10*35	1601 101 008	1882 201 132	295*170*10*35
9	1513	1600 101 005	1861 303 248	310*175*10*35	1601 101 009	1882 252 333	310*175*10*35
10	1513	1600 101 005	1861 303 248	310*175*10*35	1601 101 010	1882 305 131	310*175*10*35
11	OM352 1513	1600 101 005	1861 303 248	310*175*10*35	1601 101 011	1882 305 132	310*175*10*35
12	L,LA,LP 1113 B	1600 101 050	1861 303 246	310*175*10*35	1601 101 012	1882 252 331	310*175*10*35
13	OM352 1513	1600 101 050	1861 303 246	310*175*10*35	1601 101 013	3482 008 038	310*175*10*35
14	O301,O402	1600 101 006	1861 964 034	310*175*10*35	1601 101 013	3482 008 038	310*175*10*35
15	T2/LN1	1600 101 005	1861 303 248	310*175*10*35	1601 101 014	3482 055 132	310*175*10*35
16	MB-TRAC	1600 101 007	1861 384 334	310*175*10*32	1601 101 015	3482 008 032	310*175*10*32
17	1217,1417,1617	1600 101 008	1861 571 236	330*185*10*35.2	1601 101 016	3482 012 211	330*185*10*35.2
18	814,914	1600 101 009	1861 963 033	330*185*10*35.2	1601 101 016	3482 012 211	330*185*10*35.2
19	817,917	1600 101 009	1861 963 033	330*185*10*35.2	1601 101 017	3482 012 240	330*185*10*35.2
20	L 329	1600 101 010	1861 034 147	350*195*10*40	1601 101 018	1881 039 532	350*195*10*40
21	LA 329	1600 101 010	1861 034 147	350*195*10*40	1601 101 019	1882 110 532	350*195*10*40
22	1518	1600 101 010	1861 034 147	350*195*10*40	1601 101 020	1882 110 542	350*195*10*40
23	OM360 1619	1600 101 011	1861 288 136	350*195*10*40	1601 101 021	1882 234 433	350*195*10*40
24	OM360 1619	1600 101 012	1861 714 133	350*195*10*44.5	1601 101 022	3482 051 131	350*195*10*44.5
25	Unimog 1800-2050 Info	1600 101 013	1878 001 070	350*195*10*44.5	1601 101 023	3482 002 234	350*195*10*44.5
26	1417	1600 101 013	1878 001 070	350*195*10*44.5	1601 101 024	3482 011 331	350*195*10*44.5
27	1717,1820	1600 101 014	1861 962 033	350*195*10*44.5	1601 101 022	3482 051 131	350*195*10*44.5
28	ATEGO 712-717	1600 101 015	1878 048 741	362*235*18*40	1601 101 025	3482 000 462	362*235*18*40
29	2624 OM355	1600 101 016	1861 219 157	380*200*10*45	1601 101 026	1882 166 737	380*200*10*45
30	1719	1600 101 017	1861 494 140	380*200*10*44.5	1601 101 027	1882 302 132	380*200*10*44.5
31	OM401 1924	1600 101 017	1861 494 140	380*200*10*44.5	1601 101 028	1882 302 131	380*200*10*44.5
32	1720	1600 101 018	1862 356 031	380*200*10*44.5	1601 101 026	1882 166 737	380*200*10*44.5
33	1632,1638	1600 101 019	1861 699 136	380*200*10*51	1601 101 029	1888 042 009	380*200*10*51
34	1635	1600 101 020	1862 135 035	380*250*10*51	1601 101 030	1888 055 041	380*250*10*51
35	1729 (191 kW)	1600 101 021	1862 304 033	380*250*10*51	1601 101 031	1888 063 137	380*250*10*51
36	ATEGO 1517-1725	1600 101 022	1878 023 831	395*230*18*40	1601 101 032	3482 000 463	395*230*18*40
37	ATEGO 1823 - 1929	1600 101 023	1878 023 931	395*230*18*40	1601 101 033	3482 000 464	395*230*18*40
38	ACTROS 1831 - 1860	1600 101 024	1878 056 331	400*250*18*50	1601 101 034	3488 023 031	400*250*18*50
39	ACTROS 2631 - 2658	1600 101 025	1862 193 105	400*250*10*51	1601 101 035	3488 017 432	400*250*10*51
40	2628	1600 101 026	1861 410 046	420*220*10*44.5	1601 101 036	1882 301 239	420*220*10*44.5
41	1932	1600 101 027	1861 410 047	420*220*10*45	1601 101 036	1882 301 239	420*220*10*45
42	1936	1600 101 028	1861 760 034	420*220*10*51	1601 101 037	1882 342 134	420*220*10*51
43	O 405	1600 101 029	1861 724 137	420*220*10*44.5	1601 101 037	1882 342 134	420*220*10*44.5
44	1726	1600 101 030	1862 268 031	420*220*10*44.5	1601 101 038	1882 021 101	420*220*10*44.5
45	L 1222	1600 101 009	1861 941 033	420*220*10*44.5	1601 101 039	1882 301 238	420*220*10*44.5
46	LP 2232	1600 101 031	1861 876 033	420*220*10*44.5	1601 101 040	1882 346 131	420*220*10*44.5
47	O 303	1600 101 032	1861 715 035	420*220*10*44.5	1601 101 041	3482 124 534	420*220*10*44.5
48	LAPK 1632 (235 kW)	1600 101 033	1861 410 048	420*220*10*44.5	1601 101 042	3482 124 522	420*220*10*44.5
49	2629	1600 101 034	1862 519 259	430*240*10*51	1601 101 043	3482 081 231	430*240*10*51
50	O 550	1600 101 035	1878 080 031	430*240*10*44.5	1601 101 043	3482 081 231	430*240*10*44.5
51	1224	1600 101 036	1862 216 032	430*240*10*44.5	1601 101 044	3482 081 232	430*240*10*44.5
52	1729,1929	1600 101 037	1878 634 027	430*240*10*51	1601 101 044	3482 081 232	430*240*10*51
53	1748,1838	1600 101 038	1878 000 116	430*240*10*51	1601 101 045	3482 081 233	430*240*10*51
54	ACTROS 1831 - 2503	1600 101 039	1862 519 240	430*240*18*50	1601 101 046	3483 030 031	430*240*18*50
55	ACTROS 4140 - 4150	1600 101 039	1862 519 240	430*240*18*50	1601 101 047	3483 030 032	430*240*18*50
56	ACTROS 1824 - 1861	1600 101 040	1878 007 072	430*240*18*50	1601 101 048	3483 000 258	430*240*18*50
57	ACTROS 2024 - 2055	1600 101 040	1878 007 072	430*240*18*50	1601 101 049	3483 000 139	430*240*18*50
58	O 307	1600 101 009	1861 941 033	420*220*10*44.5	1601 101 050	3482 124 541	420*220*10*44.5

EUROPEAN TRUCK CLUTCH

NO.	MODEL	·CLUTCH DISC			·CLUTCH COVER		
		SORL NO.	REF No.	SIZE	SORL NO.	REF No.	SIZE

MAN

59	G90	1600 102 001	1861 777 041	350*195*10*38	1601 102 001	3482 002 231	350*195*10*38
60	F2000	1600 102 002	1878 044 631	362*200*10*38	1601 102 002	3482 120 031	362*200*10*38
61	L2000	1600 102 003	1878 079 331	362*237*10*38.1	1601 102 003	3482 125 533	362*237*10*38.1
62	TGM	1600 102 004	1862 506 131	395*230*10*44.5	1601 102 004	3482 000 467	395*230*10*44.5
63	F90	1600 102 005	1862 364 031	400*220*10*51	1601 102 005	3482 078 133	400*220*10*51
64	E2000	1600 102 006	1862 539 031	400*250*10*51	1601 102 006	3488 017 447	400*250*10*51
65	16.281	1600 102 007	1861 911 232	420*220*10*44.5	1601 101 037	1882 342 134	420*220*10*44.5
66	M90	1600 102 008	1878 086 941	420*220*10*51	1601 102 008	1882 017 131	420*220*10*51
67	SR	1600 102 009	1878 086 741	420*220*10*44.5	1601 102 009	3482 124 549	420*220*10*44.5
68	SG	1600 101 009	1861 941 033	420*220*10*44.5	1601 101 050	3482 124 541	420*220*10*44.5
69	TGM	1600 102 011	1878 080 035	430*240*10*51	1601 102 011	3482 083 032	430*240*10*51
70	TGA	1600 102 012	1878 038 041	430*240*10*51	1601 102 012	3482 123 534	430*240*10*51
71	TGA	1600 102 011	1878 080 035	430*240*10*51	1601 102 013	3482 000 096	430*240*10*51

SCANIA

72	94C 114C	1600 103 001	1878 043 231	400*200*24*50	1601 103 001	3482 112 031	400*200*24*50
73	K113	1600 103 002	1862 322 031	420*220*24*50	1601 103 002	3482 001 234	420*220*24*50
74	124	1600 103 003	1878 063 231	430*240*24*50	1601 103 003	3482 083 150	430*240*24*50
75	K94	1600 103 004	1878 003 066	430*240*24*50	1601 103 004	3482 083 039	430*240*24*50
76	113	1600 103 005	1861 680 037	420*220*22*45	1601 103 005	3482 119 034	420*220*22*45
77	K94 / L94 / N94	1600 103 004	1878 003 066	430*240*24*50	1601 103 006	3483 020 036	430*240*24*50

DAF

78	85	1600 104 001	1878 054 933	430*240*10*51	1601 102 011	3482 083 032	430*240*10*51
79	F2800	1600 104 002	1878 086 742	420*220*10*51	1601 104 001	3482 018 132	420*220*10*51
80	F2800	1600 102 009	1878 086 741	420*220*10*44.5	1601 104 002	3482 119 031	420*220*10*44.5
81	F 1600, F 1600 DT	1600 104 004	1861 325 141	350*195*10*44.5	1601 104 003	3482 060 235	350*195*10*44.5
82	F 1300 , F 1300 DF	1600 104 005	1861 777 043	350*195*10*44.5	1601 104 004	3482 060 132	350*195*10*44.5
83	LF 45	1600 102 003	1878 079 331	362*200*10*38	1601 104 005	3482 000 419	362*200*10*38
84	F 2800 DKA/DKT	1600 104 007	1861 482 034	420*220*10*44.5	1601 101 050	3482 124 541	420*220*10*44.5
85	75	1600 104 008	1878 027 231	400*220*10*44.5	1601 104 006	3482 119 032	400*220*10*44.5

RENAULT

86	Kerax	1600 105 001	1878 026 241	430*240*10*44.5	1601 105 001	3482 083 044	430*240*10*44.5
87	CHB	1600 105 002	1878 020 241	430*240*20*55	1601 105 002	3482 123 441	430*240*20*55
88	Premium	1600 105 003	1862 379 031	400*250*20*55	1601 105 003	3488 017 439	400*250*20*55
89	Kerax Info, 370	1600 105 004	1878 003 867	430*240*24*50	1601 105 004	3482 000 552	430*240*24*50
90	Iliade (10/1996 -)	1600 105 002	1878 020 241	430*240*20*55	1601 105 005	3482 083 252	430*240*20*55

VOLVO

91	FE6,B 6 , F, FA	1600 106 001	1862 974 002	350*195*10*44.5	1601 106 001	3482 909 001	350*195*10*44.5
92	B10	1600 106 002	1878 001 079	350*195*10*44.5	1601 106 002	1882 250 143	350*195*10*44.5
93	F12	1600 106 003	1861 640 135	350*195*10*51	1601 106 003	3482 056 031	350*195*10*51
94	F10	1600 106 004	1861 862 232	380*200*10*51	1601 106 004	1882 280 213	380*200*10*51
95	N12	1600 106 005	1861 996 137	380*250*10*51	1601 106 005	3482 059 031	380*250*10*51
96	FH	1600 106 006	1878 001 216	380*250*24*50	1601 106 006	3488 019 032	380*250*24*50
97	FL12	1600 106 007	1862 415 031	380*250*10*51	1601 106 007	3488 019 031	380*250*10*51
98	FH16	1600 106 008	1878 000 623	400*250*10*51	1601 106 008	3488 018 031	400*250*10*51
99	FM12	1600 106 009	1878 000 635	400*250*24*50	1601 106 009	3488 000 024	400*250*24*50
100	FMX	1600 106 010	1878 004 128	400*250*24*50	1601 106 010	3488 000 159	400*250*24*50
101	B7	1600 106 011	1878 040 334	430*240*10*44.5	1601 106 011	3483 034 045	430*240*10*44.5
102	FM	1600 106 012	1878 000 634	430*240*24*50	1601 106 012	3483 034 033	430*240*24*50
103	FH	1600 106 013	1878 006 129	430*240*24*50	1601 106 013	3483 000 348	430*240*24*50
104	B12	1600 106 014	1878 054 031	430*240*10*51	1601 106 014	3482 123 235	430*240*10*51
105	FM 7, FM 9/260	1600 106 015	1878 634 026	430*240*10*51	1601 106 015	3483 034 034	430*240*10*51
106	NH 12	1600 106 016	1878 032 331	430*240*10*51	1601 106 016	3483 034 035	430*240*10*51

EUROPEAN TRUCK CLUTCH

NO.	MODEL	·CLUTCH DISC			·CLUTCH COVER		
		SORL NO.	REF No.	SIZE	SORL NO.	REF No.	SIZE

IVECO

107	MK	1600 107 001	1861 577 136	310*190*10*38	1601 107 001	3482 008 036	310*190*10*38
108	Daily 50	1600 107 002	1878 997 101	265*165*10*29	1601 107 002	3482 998 701	265*165*10*29
109	DAILY I Kasten	1600 107 003	1862 967 001	265*165*10*29	1601 107 003	3482 907 001	265*165*10*29
110	Zeta	1600 107 004	1862 722 001	280*165*10*32	1601 107 004	1882 815 001	280*165*10*32
111	EuroCargo	1600 107 005	1878 074 841	280*165*10*38	1601 107 005	3499 916 628	280*165*10*38
112	EuroFire,95 E 18	1600 107 006	1878 000 611	310*190*10*38	1601 107 006	3482 094 031	310*190*10*38
113	EuroCargo	1600 107 007	1862 310 132	330*185*10*38	1601 107 007	3482 093 031	330*185*10*38
114	190,190 PAC /H 20	1600 107 008	1861 861 032	380*200*10*44.5	1601 107 008	1882 325 134	380*200*10*44.5
115	Midirider 27	1600 107 009	1878 000 036	395*230*10*38	1601 107 009	3482 123 839	395*230*10*38
116	EuroTech MH	1600 107 010	1878 007 339	380*200*10*44.5	1601 107 010	3482 078 134	380*200*10*44.5
117	380.29	1600 107 011	1878 000 205	430*240*10*51	1601 107 011	3482 083 118	430*240*10*51
118		1600 107 012		440*280*10*40	1601 107 012		440*280*10*40

STEYR

119	9 S 14, 10 S 14	1600 108 001	1862 125 202	310*200*10*45	1601 108 001	3482 063 101	310*200*10*45
120	990 ,990 mit NMV 80	1600 108 002	1861 413 134	380*200*10*52	1601 108 002	1882 261 006	380*200*10*52
121	12 S 21	1600 108 003	1861 669 002	380*200*10*44.5	1601 108 003	3482 067 101	380*200*10*44.5

BEDFORD

122		1600 109 001	HB3159	300*190*10*35	1601 109 001	HA3019	300*190*10*35
123		1600 109 002	HB3414	325*200*10*35.2	1601 109 002	HA3036	325*200*10*35.2
124		1600 109 003	HB8026	325*200*10*38	1601 109 003	HA2552	325*200*10*38

KAMAZ

125		1600 110 001	14-160113	350*195*10*42.5	1601 110 001	14-1601090-10	350*195*10*42.5
126		1600 110 002		380*200*10*42.5	1601 110 002		380*200*10*42.5

MAZ

127	ZW.CD05-0006	1600 111 001	182-1601130	430*240*10*42.5	1601 111 001	182 1601090	430*240*10*42.5
128	4370 ,4570	1600 111 002	1878 001 501	362*200*10*38	1601 111 002	3482 125 512	362*200*10*38

NO.	MODEL	·CLUTCH DISC		·CLUTCH COVER	
		SORL NO.	SIZE	SORL NO.	SIZE

MERCEDES BENZ

1	JAC DKS275	1601 004 005	275*175*24*25.6	1601 004 003	275*175*320
2	JAC DS300	1600 006 008	300*190*10*	1601 006 008	300*190*350
3	FAW CA142	1600 004 004	325*200*10*38.4	1601 004 004	325*195*363
4	FAW CA151	1600 004 005	350*215*10*	1601 004 005	350*210*381
5	FAW CA400	1600 004 009	400*250*10*44.5	1601 004 009	400*248*425
6	FAW CA420	1600 004 010	420*220*10*	1601 004 010	420*220*475
7	FAW CA430	1600 004 011	430*240*10*44.5	1601 004 011	430*240*475
8	FAW DSP430(J6)	1600 004 012	430*240*10*	1601 004 012	430*240*475
9	HOWO	1600 003 002	430*242*10*52	1601 003 002	430*240*475
10	Foton Aumark310	1600 003 004	310*190*10*	1601 003 004	310*190*347
11	Foton Aumark325	1600 003 005	325*210*10*38.4	1601 003 005	325*210*368
12	Foton Aumark350	1600 003 006	350*220*10*	1601 003 006	350*220*381
13	Foton Aumark380	1600 003 007	380*220*10*44.5	1601 003 007	380*220*410
14	Foton Aumark395	1600 003 008	395*230*10*	1601 003 008	395*230*435
15	DFM EQ420	1600 005 012	420*220*10*44.5	1601 005 012	420*220*475
16	DFM EQ430	1600 005 013	430*240*10*	1601 005 013	430*240*475
17	DFM EQ430 Big	1600 005 014	430*240*10*50.8	1601 005 014	430*240*475
18	DFM EQ395	1600 005 010	395*230*10*	1601 005 010	395*230*435
19	DFM EQ380	1600 006 004	380*200*10*44.5	1601 006 004	380*200*410
20	DFM EQ145	1600 005 005	350*200*10*	1601 005 005	350*195*380

PUSH TYPE CLUTCH KITS (MEDIUM DUTY TRUCK)

MODEL	Torque Rating(ft/lb)	·Clutch Cover			·Center Plate		·Clutch Disc				
		SORL NO.	REF No.	Plate Load(lb)	SORL NO.	REF No.	SORL No.(Front & Rear)	Ref No. (Front & Rear)	No.of Windows	Facing	Buttons
310MM x 1 1/4"x10 Single Plate											
M107650-1	400	1601 218 001	102038	2400			1600 202 001	103102	6	Ceramic	4P
310MM x 1 1/2"x10 Single Plate											
M107606-1	400	1601 218 001	102038	2400			1600 202 002	103100	6	Ceramic	4P
310MM x 1 3/8"x10 Single Plate											
M107943-3	400	1601 218 001	102038	2400			1600 202 003	103122	6	Ceramic	4P
330MM x 1 1/4"x10 Single Plate											
M1928-117	400	1601 219 001	NCA330-1928	2700			1600 202 004	130-009-1902	8	Ceramic	4VTL
330MM x 1 1/2"x10 Single Plate											
M1928-137	400	1601 219 001	NCA330-1928	2700			1600 202 005	130-009-1904	8	Ceramic	4VTL
M1928-134	400	1601 219 001	NCA330-1928	2700			1600 202 006	130-009-1804	8	Organic	
M1938-137	520	1601 220 001	NCA330-1938	2400			1600 202 005	130-009-1904	8	Ceramic	4VTL
330MM x 1 3/8"x10 Single Plate											
M1938-127	400	1601 220 001	NCA330-1938	2400			1600 202 007	130-009-1903	8	Ceramic	4VTL
M1938-124	400	1601 220 001	NCA330-1938	2400			1600 202 008	130-019-1019	8	Organic	
365MM x 1 3/4"x10 Single Plate											
M104100-1	520	1601 221 001	138006-1	3200			1600 202 009	128666	8	Ceramic	3P
M104100-2	660	1601 221 001	138006-1	3200			1600 202 009	128666	8	Ceramic	3P
365MM x 1 3/4"x10 Two Plates											
M104200-1	860	1601 222 001	138005-1	2500	1601 999 006	FW-148	1600 202 011	128697/128698	8	Ceramic	3P
350MMx1 1/2"x10 Single Plate											
M107350-2	500	1601 205 001	102101	2400			1600 200 006	103126	8	Ceramic	4P
M107350-3	500	1601 205 001	102101	2400			1600 201 013	103161	8	Ceramic	3P
M107621-1	500	1601 208 001	102048	2400			1600 200 006	103126	8	Ceramic	4P
M107621-11	420	1601 208 001	102048	2400			1600 200 005	128386	8	Organic	
350MMx1 3/4"x10 Single Plate											
M107350-1	500	1601 205 001	102101	2400			1600 201 012	103470	8	Ceramic	4P
M107621-2	500	1601 208 001	102048	2400			1600 201 012	103470	8	Ceramic	4P

14" CAST IRON CLUTCH KITS (POT FLYWHEEL CAST COVER CLUTCH)

MODEL	Torque Rating(ft/lb)	·Clutch Cover			·Center Plate		·Clutch Disc				
		SORL NO.	REF No.	Plate Load(lb)	SORL NO.	REF No.	SORL No.(Front & Rear)	Ref No. (Front & Rear)	No.of Windows	Facing	Buttons
14"x1 3/4"x10 (6 Spring Cover)											
M107035-82	1100	1601 208 001-4	127400-4	3600	1601 999 001	113C49	1600 200 019/020	128343/128344	8	Organic	
M107063-59	1150	1601 208 001-1	127400-1	3200	1601 999 001	113C49	1600 200 033/034	128529/128530	8	Ceramic	4P

14" CAST IRON CLUTCH KITS (POT FLYWHEEL CAST COVER CLUTCH)

MODEL	Torque Rating(ft/lb)	·Clutch Cover			·Center Plate		·Clutch Disc				
		SORL NO.	REF No.	Plate Load(lb)	SORL NO.	REF No.	SORL No.(Front & Rear)	Ref No. (Front & Rear)	No.of Windows	Facing	Buttons

14"x2"x10 (6 Spring Cover)

M107034-30	1000	1601 201 001	127390-1	3200	1601 999 001	113C49	1600 200 044/045	128310/128311	Rigid	Organic	
M107034-32	1000	1601 201 001	127390-1	3200	1601 999 001	113C49	1600 200 056/057	128238/128239	8	Organic	
M107950-59	1400	1601 201 001	127390-1	3200	1601 999 001	113C49	1600 200 062/063	128229/128230	8	Ceramic	4P
M107034-61	1000	1601 201 002	127390-2	2800	1601 999 001	113C49	1600 200 058/059	128441/128442	8	Ceramic	3P

14"x1 3/4"x10 (9 Spring Cover)

M108035-82	1100	1601 216 004	147800-4	3600	1601 999 001	113C49	1600 200 019/020	128343/128344	8	Organic	
M108063-59	1400	1601 216 004	147800-4	3600	1601 999 001	113C49	1600 200 033/034	128529/128530	8	Ceramic	4P

14"x2"x10 (9 Spring Cover)

M108034-82	1100	1601 217 004	147890-4	3600	1601 999 001	113C49	1600 200 056/057	128238/128239	8	Organic	
M108050-59	1400	1601 217 001	147890-1	3200	1601 999 001	113C49	1600 200 062/063	128229/128230	8	Ceramic	4P
M108034-61	1150	1601 217 001	147890-1	3200	1601 999 001	113C49	1600 200 058/059	128441/128442	8	Ceramic	3P
M108950-59	1400	1601 217 001	147890-1	3200	1601 999 001	113C49	1600 200 062/063	128229/128230	8	Ceramic	4P

14" STAMPED STEEL CLUTCH KITS (FLAT FLYWHEEL CAST COVER CLUTCH)

MODEL	Torque Rating(ft/lb)	·Clutch Cover			·Center Plate		·Clutch Disc				
		SORL NO.	REF No.	Plate Load(lb)	SORL NO.	REF No.	SORL No.(Front & Rear)	Ref No. (Front & Rear)	No.of Windows	Facing	Buttons

14"x1 1/2"x10 Angle Spring Single Plate

M107688-16	450	1601 214 003	129710-3	2500			1600 200 005	128386	8	Organic	
M107688-7	520	1601 214 003	129710-3	2500			1600 200 004	128383	8	Ceramic	3P

14"x1 3/4"x10 Angle Spring Single Plate

M107683-5	650	1601 209 001	129059-1	3200			1600 200 030	128668	8	Ceramic	3Trp
M107684-5	650	1601 209 001	129059-1	3200			1600 200 042	128577	8	Ceramic	3P
M107401-1	650	1601 210 002	129060-2	2800			1600 200 032	127405	8	Ceramic	4P

14"x1 3/4"x10 Angle Spring Two Plates

M107237-10	900	1601 210 005	129060-5	2000	1601 999 005	125197	1600 200 029/030	128667/128668	8	Ceramic	3Trp
M107237-16	800	1601 210 002	129060-2	2800	1601 999 005	125197	1600 200 019/020	128343/128344	8	Organic	
M107237-22	860	1601 210 003	129060-3	2500	1601 999 005	125197	1600 200 027/028	128616/128617	8	Ceramic	3P
M107237-24	1050	1601 210 003	129060-3	2500	1601 999 005	125197	1600 200 031/032	127404/127405	8	Ceramic	4P

14"x2"x10 Angle Spring Two Plates

M107342-11	900	1601 215 005	129061-5	2000	1601 999 005	125197	1600 200 060/061	128594/128595	8	Organic	3Trp
M107342-20	1050	1601 215 003	129061-3	2500	1601 999 005	125197	1600 200 062/063	128229/128230	8	Ceramic	4P
M107342-22	950	1601 215 003	129061-3	2500	1601 999 005	125197	1600 200 058/059	128441/128442	8	Organic	3P

14"x1 3/4"x10 Solo Single Plate

M109400-5	650	1601 212 0012	139000-12	3200			1600 200 042	128577	8	Ceramic	3P
-----------	-----	---------------	-----------	------	--	--	--------------	--------	---	---------	----

14"x1 3/4"x10 Solo Two Plates

M109500-10	900	1601 213 005	139001-5	2000	1601 999 005	125197	1600 200 029/030	128667/128668	8	Ceramic	3Trp
M109500-22	860	1601 213 003	139001-3	2500	1601 999 005	125197	1600 200 027/028	128616/128617	8	Ceramic	3P

15 1/2" CAST IRON CLUTCH KITS (FLAT FLYWHEEL CAST COVER CLUTCH)

MODEL	Torque Rating(ft/lb)	·Clutch Cover			·Center Plate		·Clutch Disc				
		SORL NO.	REF No.	Plate Load(lb)	SORL NO.	REF No.	SORL No.(Front & Rear)	Ref No. (Front & Rear)	No.of Windows	Facing	Buttons
5 1/2"x2"x10(6 Spring Cover)											
M107091-21	1100	1601 202 004	127597-4	3600	1601 999 003	113C166	1600 200 090/091	128067/128068	Rigid	Ceramic	6VTL
M107091-35	1100	1601 206 004	129018-4	3600	1601 999 004	113C165	1600 200 084/085	128322/128323	Rigid	Organic	
M107091-55	1400	1601 202 004	127597-4	3600	1601 999 003	113C166	1600 200 100/101	128049/128050	8	Ceramic	6VTL
M107091-77	1250	1601 206 004	129018-4	3600	1601 999 004	113C165	1600 200 094/095	128431/128432	8	Organic	
M107091-81	1400	1601 202 004	127597-4	3600	1601 999 003	113C166	1600 200 098/099	128519/128520	8	Ceramic	4P
M107925-82	1650	1601 202 004	127597-4	3600	1601 999 003	113C166	1600 201 009	128462 F/R	7	Ceramic	4P
M107925-70	1750	1601 202 006	127597-6	4000	1601 999 003	113C166	1600 201 011	128541F/R	7	Ceramic	6P
M107935-51	1650	1601 202 004	127597-4	3600	1601 999 003	113C166	1600 201 007/008	128362/128363	9	Ceramic	4P
M107935-91	1650	1601 202 004	127597-4	3600	1601 999 003	113C166	1600 201 017/018	128537/128538	9	Ceramic	6P
M107391-78	1450	1601 206 006	129018-6	4000	1601 999 004	113C165	1600 201 019/020	128445/128446	10	Organic	
M107091-74	1650	1601 202 004	127597-4	3600	1601 999 003	113C166	1600 201 005/006	128257/128258	10	Ceramic	4P
M107391-93	1810	1601 202 006	127597-6	4000	1601 999 003	113C166	1600 201 015/016	128539/128540	10	Ceramic	6P

15 1/2"x2"x10 (9 Spring Cover)

M108391-21	1100	1601 204 004	157700-4Z	3600	1601 999 003	113C166	1600 201 021/022	128297/128298	Rigid	Ceramic	4P
M108391-35	1100	1601 211 004	157020-4Z	3600	1601 999 004	113C165	1600 200 084/085	128322/128323	Rigid	Organic	
M108391-77	1250	1601 211 004	157020-4Z	3600	1601 999 004	113C165	1600 200 094/095	128431/128432	8	Organic	
M108391-81	1400	1601 204 004	157700-4Z	3600	1601 999 003	113C166	1600 200 098/099	128519/128520	8	Ceramic	4P
M108925-82	1650	1601 204 004	157700-4Z	3600	1601 999 003	113C166	1600 201 009 F/R	128462 F/R	7	Ceramic	4P
M108925-85	1700	1601 204 004	157700-4Z	3600	1601 999 003	113C166	1600 201 011 F/R	128541F/R	7	Ceramic	6P
M108935-51	1650	1601 204 004	157700-4Z	3600	1601 999 003	113C166	1600 201 007/008	128362/128363	9	Ceramic	4P
M108935-91	1650	1601 204 004	157700-4Z	3600	1601 999 003	113C166	1600 201 017/018	128537/128538	9	Ceramic	6P
M108935-78	1450	1601 211 004	157020-6Z	4000	1601 999 004	113C165	1600 201 019/020	128445/128446	10	Organic	
M108391-74	1650	1601 204 004	157700-4Z	3600	1601 999 003	113C166	1600 201 005/006	128257/128258	10	Ceramic	4P
M108391-93	1810	1601 204 006	157700-6Z	4000	1601 999 003	113C166	1600 201 015/016	128539/128540	10	Ceramic	6P
M108935-15	2050	1601 204 006	157700-6Z	4000	1601 999 003	113C166	1600 201 010 F/R	128709F/R	7VCT	Ceramic	6P

DIAPHRAGM TYPE CLUTCH KITS (HEAVY DUTY TRUCK)

MODEL	Torque Rating(ft/lb)	·Clutch Cover			·Center Plate		·Clutch Disc				
		SORL NO.	REF No.	Plate Load(lb)	SORL NO.	REF No.	SORL No.(Front & Rear)	Ref No. (Front & Rear)	No.of Windows	Facing	Buttons
4"x1 3/4"x10 (Diaphragm Cover)											
M108035-32-D	1000	1601 223 01	160054-1	3200	1601 999 001	113C49	1600 200 019/020	128343/128344	8	Organic	
M108063-59-D	1150	1601 223 01	160054-1	3200	1601 999 001	113C49	1600 200 033/034	128529/128530	8	Ceramic	4P

14"x2"x10 (Diaphragm Cover)

M108034-82-D	1100	1601 224 04	160051-4	3600	1601 999 001	113C49	1600 200 056/057	128238/128239	8	Organic	
M108050-59-D	1400	1601 224 01	160051-1	3200	1601 999 001	113C49	1600 200 062/063	128229/128230	8	Ceramic	4P
M108034-61-D	1150	1601 224 01	160051-1	3200	1601 999 001	113C49	1600 200 058/059	128441/128442	8	Ceramic	3P
M108950-59-D	1400	1601 224 01	160051-1	3200	1601 999 001	113C49	1600 200 062/063	128229/128230	8	Ceramic	4P

15 1/2"x2"x10(Diaphragm Cover)

M108391-81-D	1400	1601 225 04	152705-4	3600	1601 999 003	113C166	1600 200 098/099	128519/128520	8	Ceramic	4P
M108925-82-D	1650	1601 226 04	151455-4	3600	1601 999 003	113C166	1600 201 009 F/R	128462 F/R	7	Ceramic	4P
M108935-51-D	1650	1601 226 04	151455-4	3600	1601 999 003	113C166	1600 201 007/5008	128362/128363	9	Ceramic	4P
M108935-91-D	1650	1601 226 04	151455-4	3600	1601 999 003	113C166	1600 201 017/5018	128537/128538	9	Ceramic	6P
M108391-74-D	1650	1601 225 04	152705-4	3600	1601 999 003	113C166	1600 201 005/006	128257/128258	10	Ceramic	4P
M108391-93-D	1810	1601 225 06	152705-6	4000	1601 999 003	113C166	1600 201 015/016	128539/128540	10	Ceramic	6P

JAPANESE APPLICATION

NO.	MODEL	·CLUTCH DISC			·CLUTCH COVER		
		SORL NO.	REF No.	SIZE	SORL NO.	REF No.	SIZE

HINO

1	WO4CT	1600 301 001	HND033U	300*190*12*35	1601 301 001	HNC504	300*190*350
2	J05C	1600 301 002	HND041U	300*190*10*38.1	1601 301 002	HNC518	300*190*350
3	H07D	1600 301 003	HND063U	325*210*10*38.1	1601 301 003	HNC519	325*210*368
4	H07C	1600 301 004	HND001	325*210*12*35	1601 301 004	HNC525	325*210*368
5	J08C	1600 301 005	HND047U	350*220*10*44.5	1601 301 005	HNC521	350*220*379
6	EB400	1600 301 006	HND002	380*220*16*45	1601 301 006	HNC517	380*220*405
7	H06CT	1600 301 007	HND058U	380*220*10*44.5	1601 301 007	HNC541	380*220*405
8	EK100	1600 301 008	HND028	430*250*16*45	1601 301 008	HNC507	430*250*456
9	EK100	1600 301 009	HND015	430*250*18*50	1601 301 008	HNC507	430*250*456
10	EF750	1600 301 010	HND045Y	430*250*10*51	1601 301 009	HNC532	430*250*456
11	Heavy Duty Truck	1600 301 010	HND045Y	430*250*10*51	1601 301 010	2C22B-E0561	432*248*450
12	K13C	1600 301 009	HND015	430*250*18*50	1601 301 011	HNC539	432*248*456

ISUZU

13	4JA1	1600 302 001	ISD145U	240*160*24*25.6	1601 302 001	ISC565	240*160*270
14	ISUZU 8K15	1600 302 002	ISD104US	240*160*24*25.6	1601 302 002	ISC543	242x158x270
15	C240	1600 302 002	ISD104US	240*160*24*25.6	1601 302 003	ISC516	240*160*270
16	4JG2	1600 302 003	ISD141U	250*160*24*25.6	1601 302 004	ISC590	250*160*278
17	4BC2	1600 302 004	ISD109US	260*170*24*25.6	1601 302 005	ISC568	260*170*298
18	4BC	1600 302 004	ISD109US	260*170*24*25.6	1601 302 006	ISC589	261*148*304
19	4BD1	1600 302 005	ISD102US	275*180*24*25.6	1601 302 007	ISC605	275*180*306
20	4BD1 NA20	1600 302 006	DW-003	275x175x10x29	1601 302 008	ISC598	275*180*320
21	4BD1	1600 302 005	ISD102US	275*180*24*25.6	1601 302 009	ISC519	275*180*320
22	4HF1 NPR70	1600 302 007	ISD086U	300*190*14*35.2	1601 302 010	ISC572	300*190*350
23	4HF1 NPR66	1600 302 008	ISD134	300*190*21*29.8	1601 302 010	ISC572	300*190*350
24	6BG1	1600 302 009	ISD006Y	300*190*10*38.1	1601 302 011	ISC546	300*190*350
25	4BD1T	1600 302 010	ISD114	300*190*24*25.6	1601 302 011	ISC546	300*190*350
26	6BG1	1600 302 011	ISD072U	300*190*10*38.1	1601 302 012	ISC549	300*190*350
27	4HE1(RLY)	1600 302 012	ISD143Y	325*210*10*38.1	1601 302 013	ISC592	325*210*368
28	6BD1T	1600 302 013	ISD005Y	350*220*10*38.1	1601 302 014	ISC534	350*220*379
29	6BD1	1600 302 013	ISD005Y	350*220*10*38.1	1601 302 015	ISC523	350*220*379
30	6BG1	1600 302 014	ISD028U	380*240*10*38.1	1601 302 016	ISC540	380*240*405
31	CVR17	1600 302 015	ISD068Y	400*250*10*50.8	1601 302 017	ISC702	400*250*442
32	10PA1	1600 302 016	ISD008S	410*260*16*45	1601 302 018	ISC510	410*260*445
33	6RA1	1600 302 017	ISD002	430*250*16*45	1601 302 019	ISC518	430*250*456
34	10PD1	1600 302 018	ISD078Y	430*250*10*50.8	1601 302 019	ISC518	430*250*456
35	KC-CVR80	1600 302 019	ISD034	430*250*10*50.8	1601 302 020	ISC622	432*248*456
36	6WF1	1600 302 019	ISD034	430*250*10*50.8	1601 302 020	ISC622	432*248*456

MAZDA

37	JF	1600 303 001	MZD021U	240*160*23*26.3	1601 303 001	MZC605	240*160*276
38	WL	1600 303 002	MZD087U	240*160*22*24.3	1601 303 002	MZC622	250*160*286
39	SL	1600 303 003	MZD017U	260*170*12*28	1601 303 003	MZC540	260*170*300
40	TF	1600 303 004	MZD065U	275*180*12*28	1601 303 004	MZC596	275*180*314

MITSUBISHI

41	4DR5	1600 304 001	MFD017U	240*160*10*29	1601 304 001	MFC531	240*150*278
42	6G72	1600 304 002	MBD034U	240*160*14*29.3	1601 304 002	MBC538	240*157*276
43	6G72	1600 304 003	MBD058	250*160*23*26.3	1601 304 003	MBC645	250*160*279
44	4M40	1600 304 003	MBD058	250*160*23*26.3	1601 304 004	MBC584	250*160*280
45	4M40	1600 304 003	MBD058	250*160*23*26.3	1601 304 005	MBC585	250*160*280
46	4D30	1600 304 004	MFD012U	260*170*10*29	1601 304 006	MFC537	260*170*298
47	4DR5	1600 304 005	MFD013U	260*170*14*29.4	1601 304 007	MFC528	260*170*298
48	4D32	1600 304 006	MFD015U	275*175*14*29.4	1601 304 008	MFC558	276*173*311

JAPANESE APPLICATION

NO.	MODEL	·CLUTCH DISC			·CLUTCH COVER		
		SORL NO.	REF No.	SIZE	SORL NO.	REF No.	SIZE

MITSUBISHI





49	4D35	1600 304 007	MFD067U	300*190*14*35.2	1601 304 009	MFC560	300*190*350
50	4M50	1600 304 007	MFD067U	300*190*14*35.2	1601 304 010	MFC572	300*180*350
51	6D16	1600 304 008	MFD066Y	325*210*14*37.6	1601 304 011	MFC507	325*210*368
52	6D14	1600 304 009	MFD068Y	325*210*14*35.2	1601 304 011	MFC507	325*210*368
53	6D16	1600 304 008	MFD066Y	325*210*14*37.6	1601 304 012	MFC590	325*192*368
54	6D16	1600 304 010	MFD037U	350*212*14*44	1601 304 013	MFC561	350*220*375
55	6D16	1600 304 010	MFD037U	350*220*14*44	1601 304 014	MFC571	350*220*379
56	6D15	1600 304 011	MFD071U	380x220x14x44	1601 304 015	MFC505	380*240*405
57	10M21	1600 304 012	MFD061Y	380x240x14x49	1601 304 016	MFC546	380*240*442
58	8M20	1600 304 013	MFD062Y	380x240x14x49	1601 304 016	MFC546	380*240*442
59	10M21	1600 304 014	MFD064Y	400x250x14x49	1601 304 017	MFC579	404*250*450
60	8M20	1600 304 015	MFD086Y	400x250x14x49	1601 304 017	MFC579	404*250*450
61	6D22T	1600 304 016	MFD011P	410*250*14*48	1601 304 018	MFC513	410*248*456
62	8DC8	1600 304 003	MFD058U	430*250*14*48	1601 304 019	MFC573	432*248*456
63	8DC8	1600 304 003	MFD058U	430*250*14*48	1601 304 020	MFC582	432*248*456
64	8DC8	1600 304 003	MFD058U	430*250*14*48	1601 304 021	MFC594	432*248*456
65	8DC8	1600 304 003	MFD058U	430*250*14*48	1601 304 022	MFC543	430*248*456





NISSAN



66	LD20T	1600 305 001	30100-JA00A	240*160*21*24	1601 305 001	30210-JA00A	240*138*280
67	TD23	1600 305 002	30100-8J00A	240*160*24*25.6	1601 305 002	30210-8J000	240*160*280
68	SD33	1600 305 003	NSD036	240*150*24*25.6	1601 305 003	NSC519	240*148*280
69	VG30	1600 302 002	ISD104US	240*160*24*25.6	1601 305 004	NSC522	240*160*280
70	D22	1600 305 005	NSD148	250*160*24*25.6	1601 305 005	NSC632	250*160*280
71	QD32	1600 305 006	NSD049U	260*160*24*25.6	1601 305 006	NSC622	260*160*298
72	PF40	1600 305 007	NSD001U	275*175*24*25.6	1601 305 007	NSC600	278*178*320
73	FD33T	1600 305 007	NSD001U	275*180*24*25.6	1601 305 008	NSC518	275*175*320
74	FE6A	1600 305 008	NDD022Y	325*210*16*30	1601 305 009	NDC536	325*210*368
75	FE6A	1600 305 008	NDD022Y	325*210*16*30	1601 305 010	30210-90961	325*186*370
76	FD6T	1600 305 009	NDD007Y	325*210*16*30.4	1601 305 011	NDC524	325*210*368
77	FE6B	1600 305 008	NDD022Y	325*210*16*30.0	1601 305 011	NDC524	325*210*368
78	FE6B,C,T	1600 305 011	NDD021U	350*220*12*35.4	1601 305 012	NDC516	350*220*379
79	FE6B	1600 305 012	NDD020U	350*220*10*38.1	1601 305 012	NDC516	350*220*379
80	FE6TB	1600 305 013	NDD047U	380*220*10*44.7	1601 305 013	NDC528	380*220*405
81	FE6TB	1600 305 013	NDD047U	380*220*10*44.7	1601 305 014	NDC521	382*240*410
82	PE6	1600 305 014	NDD001	400*250*10*41.3	1601 305 015	NDC550	404*250*450
83	PE6	1600 305 014	NDD001	410*250*10*41.3	1601 305 016	NDC518	410*250*438
84	RF8	1600 305 015	NDD008	430*250*18*50	1601 305 017	NDC529	432*248*450
85	RF8	1600 305 015	NDD008	430*250*18*50	1601 305 018	NDC534	432*248*456
86	RF8	1600 305 015	NDD008	430*250*18*50	1601 305 019	NDC538	430*250*456
87	RF8	1600 305 015	NDD008	430*250*18*50	1601 305 020	NDC548	430*250*456

TOYOTA

88	3L	1600 306 001	TYD113U	236*150*21*29.8	1601 306 001	TYC565	236*150*271
89	4Y	1600 306 002	TYD112U	236*150*21*29.8	1601 306 002	TYC522	236*150*276
90	3VZ	1600 306 003	TYD135U	250*160*21*29.8	1601 306 003	TYC623	250*155*276
91	1KZ	1600 306 004	TYD136	260x170x21x28.8	1601 306 004	TYC579	260*170*298
92	1KZ	1600 306 005	TYD122U	260x170x21x28.8	1601 306 005	TYC605	261*170*298
93	3VZ	1600 306 003	TYD135U	250*160*21*29.8	1601 306 006	CT-106	250*155*276
94	3B	1600 306 006	TYD015U	260*170*21*29.8	1601 306 007	TYC526	260*170*298
95	14B	1600 306 007	TYD078U	275*175*21*29.8	1601 306 008	TYC518	275*168*311
96	3F	1600 306 008	TYD006U	275*175*10*27.9	1601 306 008	TYC518	275*168*311
97	4P	1600 302 006	DW-003	275*175*10*29	1601 306 009	TFC502	275*175*315
98	2J	1600 302 006	DW-003	275*175*10*29	1601 306 010	TFC503	275*175*315
99	4P	1600 302 006	DW-003	275*175*10*29	1601 306 011	TYC622	275*173*311
100	15B	1600 306 010	TYD119U	300*190*14*32.4	1601 306 012	TYC600	300*190*345



MERCEDES		1.01
1600 101 001		
	Name: Clutch Disc Size: 250*165*26*28.5	
Cross Ref.	1878 600 501	
Application	Mercedes 812 D	
1601 101 001		
	Name: Clutch Cover Size: M250	
Cross Ref.	3082 269 031	
Application	Mercedes 812 D	
1600 101 002		
	Name: Clutch Disc Size: 250*165*10*32	
Cross Ref.	1861 291 136	
Application	Mercedes OM314	
1601 101 002		
	Name: Clutch Cover Size: HBX250	
Cross Ref.	1882 205 234	
Application	Mercedes OM314	

		1600 101 003
		Name: Clutch Disc Size: 280*165*10*35
Cross Ref.	1861 919 134	
Application	Mercedes 309D	
1601 101 003		
		Name: Clutch Cover Size: MFZ280
Cross Ref.	3482 054 131	
Application	Mercedes 309D	
1600 101 003		
		Name: Clutch Disc Size: 280*165*10*35
Cross Ref.	1861 919 134	
Application	L,LA,LP,LA / L,LA,LP,LAP,LG 312 (81 kW) L,LA 322 / LA,LAK 323 (74 kW) L,LK,LS 710 (74 kW) / LF,LAF,LPF 710 SA	
1601 101 004		
		Name: Clutch Cover Size: HVB280
Cross Ref.	1882 230 232	
Application	L,LA,LP,LA / L,LA,LP,LAP,LG 312 (81 kW) L,LA 322 / LA,LAK 323 (74 kW) L,LK,LS 710 (74 kW) / LF,LAF,LPF 710 SA	

MERCEDES		1.01
1600 101 003		
		
Name:Clutch Disc Size: 280*165*10*35		
Cross Ref.	1861 919 134	
Application	L,LA 322, LAK,LAS,LK,LPS,LS 322 LAP 322 (02/1961 -) ,LP 322 (02/1961 -)	
1601 101 005		
		
Name:Clutch Cover Size: HVB280		
Cross Ref.	1882 230 238	
Application	L,LA 322, LAK,LAS,LK,LPS,LS 322 LAP 322 (02/1961 -) ,LP 322 (02/1961 -)	

1600 101 003		
		
Name:Clutch Disc Size: 280*165*10*35		
Cross Ref.	1861 919 134	
Application	LPL 813 (96 kW) LPLS 813	
1601 101 006		
		
Name:Clutch Cover Size: HVB280		
Cross Ref.	1882 317 131	
Application	LPL 813 (96 kW) LPLS 813	

1600 101 003	
	
Name:Clutch Disc Size: 280*165*10*35	
Cross Ref.	1861 919 134
Application	MB 500 (684.040)
1601 101 007	
	
Name:Clutch Cover Size: MF280	
Cross Ref.	3482 046 031
Application	MB 500 (684.040)

1600 101 004	
	
Name:Clutch Disc Size: 295*170*10*35	
Cross Ref.	1861 279 133
Application	OM352 911
1601 101 008	
	
Name:Clutch Cover Size: GF295	
Cross Ref.	1882 201 132
Application	OM352 911

MERCEDES		1.01	
		1600 101 005	
	Name:Clutch Disc Size: 310*175*10*35		
Cross Ref.	1861 303 248		
Application	1513		
		1601 101 009	
	Name:Clutch Cover Size: GFX310		
Cross Ref.	1882 252 333		
Application	1513		


		1600 101 005	
	Name:Clutch Disc Size: 310*175*10*35		
Cross Ref.	1861 303 248		
Application	1513		
		1601 101 010	
	Name:Clutch Cover Size: GFX310		
Cross Ref.	1882 305 131		
Application	1513		

		1600 101 005	
	Name:Clutch Disc Size: 310*175*10*35		
Cross Ref.	1861 303 248		
Application	OM352 1513		
		1601 101 011	
	Name:Clutch Cover Size: GFX310		
Cross Ref.	1882 305 132		
Application	OM352 1513		

		1600 101 050	
	Name:Clutch Disc Size: 310*175*10*35		
Cross Ref.	1861 303 246		
Application	L,LA,LP 1113 B		
		1601 101 012	
	Name:Clutch Cover Size: GFX310		
Cross Ref.	1882 252 331		
Application	L,LA,LP 1113 B		

MERCEDES 1.01

1600 101 050



Name:Clutch Disc
 Size: 310*175*10*35

Cross Ref. 1861 303 246
 Application OM352 1513

1601 101 013



Name:Clutch Cover
 Size: MF310

Cross Ref. 3482 008 038
 Application OM352 1513

1600 101 006



Name:Clutch Disc
 Size: 310*175*10*35

Cross Ref. 1861 964 034
 Application O301 O402

1601 101 013



Name:Clutch Cover
 Size: MF310

Cross Ref. 3482 008 038
 Application O301 O402

1600 101 005



Name:Clutch Disc
 Size: 310*175*10*35

Cross Ref. 1861 303 248
 Application T2/LN1

1601 101 014



Name:Clutch Cover
 Size: MFZ310

Cross Ref. 3482 055 132
 Application T2/LN1

1600 101 007



Name:Clutch Disc
 Size: 310*175*10*32

Cross Ref. 1861 384 334
 Application MB-TRAC

1601 101 015




Name:Clutch Cover
 Size: MF310



Cross Ref. 3482 008 032
 Application MB-TRAC



MERCEDES		1.01	
1600 101 008			
	Name:Clutch Disc Size: 330*185*10*35.2		
Cross Ref.	1861 571 236		
Application	1217,1417, 1617		
1601 101 016			
	Name:Clutch Cover Size: GMF330		
Cross Ref.	3482 012 211		
Application	1217, 1417, 1617		
1600 101 009			
	Name:Clutch Disc Size: 330*185*10*35.2		
Cross Ref.	1861 963 033		
Application	814, 914		
1601 101 016			
	Name:Clutch Cover Size: GMF330		
Cross Ref.	3482 012 211		
Application	814, 914		

1600 101 009	
	Name:Clutch Disc Size: 330*185*10*35.2
Cross Ref.	1861 963 033
Application	817, 917
1601 101 017	
	Name:Clutch Cover Size: GMF330
Cross Ref.	3482 012 240
Application	817, 917
1600 101 010	
	Name:Clutch Disc Size: 350*195*10*40
Cross Ref.	1861 034 147
Application	L 329
1601 101 018	
	Name:Clutch Cover Size: GF350
Cross Ref.	1881 039 532
Application	L 329

MERCEDES		1.01
1600 101 010		
 <p>Name:Clutch Disc Size: 350*195*10*40</p>		
Cross Ref.	1861 034 147	
Application	LA 329	
1601 101 019		
 <p>Name:Clutch Cover Size: GF350</p>		
Cross Ref.	1882 110 532	
Application	LA 329	



1600 101 010		
 <p>Name:Clutch Disc Size: 350*195*10*40</p>		
Cross Ref.	1861 034 147	
Application	1518	
1601 101 020		
 <p>Name:Clutch Cover Size: GF350</p>		
Cross Ref.	1882 110 542	
Application	1518	

1600 101 011	
 <p>Name:Clutch Disc Size: 350*195*10*40</p>	
Cross Ref.	1861 288 136
Application	OM360 1619
1601 101 021	
 <p>Name:Clutch Cover Size: GF350</p>	
Cross Ref.	1882 234 433
Application	OM360 1619





1600 101 012	
 <p>Name:Clutch Disc Size: 350*195*10*44.5</p>	
Cross Ref.	1861 714 133
Application	OM360 1619
1601 101 022	
 <p>Name:Clutch Cover Size: GMF350X</p>	
Cross Ref.	3482 051 131
Application	OM360 1619





MERCEDES		1.01
1600 101 013		
 <p>Name:Clutch Disc Size: 350*195*10*44.5</p>		
Cross Ref.	1878 001 070	
Application	Unimog 1800-2050 Info	
1601 101 023		
 <p>Name:Clutch Cover Size: GMF350X</p>		
Cross Ref.	3482 002 234	
Application	Unimog 1800-2050 Info	





1600 101 013		
 <p>Name:Clutch Disc Size: 350*195*10*44.5</p>		
Cross Ref.	1878 001 070	
Application	1417	
1601 101 024		
 <p>Name:Clutch Cover Size: GMF360</p>		
Cross Ref.	3482 011 331	
Application	1417	





1600 101 014	
 <p>Name:Clutch Disc Size: 350*195*10*44.5</p>	
Cross Ref.	1861 962 033
Application	1717, 1820
1601 101 022	
 <p>Name:Clutch Cover Size: GMF350X</p>	
Cross Ref.	3482 051 131
Application	1717, 1820



1600 101 015	
 <p>Name:Clutch Disc Size: 362*235*18*40</p>	
Cross Ref.	1878 048 741
Application	ATEGO 712-717
1601 101 025	
 <p>Name:Clutch Cover Size: MF362</p>	
Cross Ref.	3482 000 462
Application	ATEGO 712-717

MERCEDES		1.01
1600 101 016		
	Name:Clutch Disc Size: 380*200*10*45	
Cross Ref. 1861 219 157 Application 2624 OM355		
1601 101 026		
	Name:Clutch Cover Size: GF380	
Cross Ref. 1882 166 737 Application 2624 OM355		
1600 101 017		
	Name:Clutch Disc Size: 380*200*10*44.5	
Cross Ref. 1861 494 140 Application 1719		
1601 101 027		
	Name:Clutch Cover Size: GF380	
Cross Ref. 1882 302 132 Application 1719		

1600 101 017	
	Name:Clutch Disc Size: 380*200*10*44.5
Cross Ref. 1861 494 140 Application OM401 1924	
1601 101 028	
	Name:Clutch Cover Size: GF380
Cross Ref. 1882 302 131 Application OM401 1924	
1600 101 018	
	Name:Clutch Disc Size: 380*200*10*44.5
Cross Ref. 1862 356 031 Application 1720	
1601 101 026	
	Name:Clutch Cover Size: GF380
Cross Ref. 1882 166 737 Application 1720	





MERCEDES		1.01
1600 101 019		
	Name:Clutch Disc Size: 380*200*10*51	
Cross Ref.	1861 699 136 / 1861 699 137	
Application	1632, 1638	
1601 101 029		
	Name:Clutch Cover Size: GF2/380	
Cross Ref.	1888 042 009	
Application	1632, 1638	
1600 101 020		
	Name:Clutch Disc Size: 380*250*10*51	
Cross Ref.	1862 135 035 / 1862 138 032	
Application	1635	
1601 101 030		
	Name:Clutch Cover Size: GF2/380	
Cross Ref.	1888 055 041	
Application	1635	

1600 101 021	
	Name:Clutch Disc Size: 380*250*10*51
Cross Ref.	1862 304 033 / 1862 305 033
Application	1729 (191 kW)
1601 101 031	
	Name:Clutch Cover Size: GF2/380
Cross Ref.	1888 063 137
Application	1729 (191 kW)
1600 101 022	
	Name:Clutch Disc Size: 395*230*18*40
Cross Ref.	1878 023 831
Application	ATEGO 1517-1725
1601 101 032	
	Name:Clutch Cover Size: MF395
Cross Ref.	3482 000 463
Application	ATEGO 1517-1725





MERCEDES		1.01
1600 101 023		
Name:Clutch Disc Size: 395*230*18*40		
		
Cross Ref.	1878 023 931	
Application	ATEGO 1823 - 1929	
1601 101 033		
Name:Clutch Cover Size: MF395		
		
Cross Ref.	3482 000 464	
Application	ATEGO 1823 - 1929	
1600 101 024		
Name:Clutch Disc Size: 400*250*18*50 400*250*8*96		
		
Cross Ref.	1878 056 331 / 1878 056 431	
Application	ACTROS 1831 - 1860	
1601 101 034		
Name:Clutch Cover Size: MFZ2/400X		
		
Cross Ref.	3488 023 031	
Application	ACTROS 1831 - 1860	


1600 101 025	
Name:Clutch Disc Size: 400*250*10*51	
	
Cross Ref.	1862 193 105 / 1862 190 105
Application	ACTROS 2631 - 2658
1601 101 035	
Name:Clutch Cover Size: MFZ2/400X	
	
Cross Ref.	3488 017 432
Application	ACTROS 2631 - 2658
1600 101 026	
Name:Clutch Disc Size: 420*220*10*44.5	
	
Cross Ref.	1861 410 046
Application	2628
1601 101 036	
Name:Clutch Cover Size: GF420	
	
Cross Ref.	1882 301 239
Application	2628

MERCEDES		1.01	
1600 101 027			
		Name:Clutch Disc Size: 420*220*10*45	
Cross Ref.	1861 410 047		
Application	1932		
1601 101 036			
		Name:Clutch Cover Size: GF420	
Cross Ref.	1882 301 239		
Application	1932		
1600 101 028			
		Name:Clutch Disc Size: 420*220*10*51	
Cross Ref.	1861 760 034		
Application	1936		
1601 101 037			
		Name:Clutch Cover Size: GF420X	
Cross Ref.	1882 342 134		
Application	1936		

1600 101 029	
	
Name:Clutch Disc Size: 420*220*10*44.5	
Cross Ref.	1861 724 137
Application	O 405
1601 101 037	
	
Name:Clutch Cover Size: GF420X	
Cross Ref.	1882 342 134
Application	O 405
1600 101 030	
	
Name:Clutch Disc Size: 420*220*10*44.5	
Cross Ref.	1862 268 031
Application	1726
1601 101 038	
	
Name:Clutch Cover Size: GF420	
Cross Ref.	1882 021 101
Application	1726

MERCEDES		1.01
1600 101 009		
	Name:Clutch Disc Size: 420*220*10*44.5	
Cross Ref. 1861 941 033 Application L 1222		
1601 101 039		
	Name:Clutch Cover Size: GF420	
Cross Ref. 1882 301 238 Application L 1222		
1600 101 031		
	Name:Clutch Disc Size: 420*220*10*44.5	
Cross Ref. 1861 876 033 Application LP 2232		
1601 101 040		
	Name:Clutch Cover Size: GF420XN	
Cross Ref. 1882 346 131 Application LP 2232		

1600 101 032	
	Name:Clutch Disc Size: 420*220*10*44.5
Cross Ref. 1861 715 035 Application O 303	
1601 101 041	
	Name:Clutch Cover Size: GMF430
Cross Ref. 3482 124 534 Application O 303	
1600 101 033	
	Name:Clutch Disc Size: 420*220*10*44.5
Cross Ref. 1861 410 048 Application LAPK 1632 (235 kW)	
1601 101 042	
	Name:Clutch Cover Size: GMF430
Cross Ref. 3482 124 522 Application LAPK 1632 (235 kW)	

MERCEDES		1.01
1600 101 034		
 <p>Name:Clutch Disc Size: 430*240*10*51</p>		
Cross Ref.	1862 519 259	
Application	2629	
1601 101 043		
 <p>Name:Clutch Cover Size: MFZ430</p>		
Cross Ref.	3482 081 231	
Application	2629	

1600 101 035		
 <p>Name:Clutch Disc Size: 430*240*10*44.5</p>		
Cross Ref.	1878 080 031	
Application	O 550	
1601 101 043		
 <p>Name:Clutch Cover Size: MFZ430</p>		
Cross Ref.	3482 081 231	
Application	O 550	

1600 101 036	
 <p>Name:Clutch Disc Size: 430*240*10*44.5</p>	
Cross Ref.	1862 216 032
Application	1224
1601 101 044	
 <p>Name:Clutch Cover Size: MFZ430</p>	
Cross Ref.	3482 081 232
Application	1224

1600 101 037	
 <p>Name:Clutch Disc Size: 430*240*10*51</p>	
Cross Ref.	1878 634 027
Application	1729, 1929
1601 101 044	
 <p>Name:Clutch Cover Size: MFZ430</p>	
Cross Ref.	3482 081 232
Application	1729, 1929

MERCEDES 1.01

1600 101 038

Name:Clutch Disc
Size: 430*240*10*51



Cross Ref. 1878 000 116
Application 1748, 1838

1601 101 045

Name:Clutch Cover
Size: MFZ430



Cross Ref. 3482 081 233
Application 1748, 1838

1600 101 039

Name:Clutch Disc
Size: 430*240*18*50



Cross Ref. 1862 519 240
Application ACTROS 1831 - 2503

1601 101 046

Name:Clutch Cover
Size: MFZ430



Cross Ref. 3483 030 031
Application ACTROS 1831 - 2503

1600 101 039

Name:Clutch Disc
Size: 430*240*18*50



Cross Ref. 1862 519 240
Application ACTROS 4140 - 4150

1601 101 047

Name:Clutch Cover
Size: MFZ430



Cross Ref. 3483 030 032
Application ACTROS 4140 - 4150

1600 101 040

Name:Clutch Disc
Size: 430*240*18*50



Cross Ref. 1878 007 072
Application ACTROS 1824 - 1861

1601 101 048

Name:Clutch Cover
Size: MFZ430



Cross Ref. 3483 000 258
Application ACTROS 1824 - 1861

MERCEDES		1.01	
		1600 101 040	
		Name:Clutch Disc Size: 430*240*18*50	
			
Cross Ref.	1878 007 072		
Application	ACTROS 2024 - 2055		
		1601 101 049	
		Name:Clutch Cover Size: GMFZ430N	
			
Cross Ref.	3483 000 139		
Application	ACTROS 2024 - 2055		
		1600 101 009	
		Name:Clutch Disc Size: 420*220*10*44.5	
			
Cross Ref.	1861 941 033		
Application	O 307		
		1601 101 050	
		Name:Clutch Cover Size: GMF430	
			
Cross Ref.	3482 124 541		
Application	O 307		

MAN		1.02	
		1600 102 001	
		Name:Clutch Disc Size: 350*195*10*38	
			
Cross Ref.	1861 777 041		
Application	G90		
		1601 102 001	
		Name:Clutch Cover Size: MF350	
			
Cross Ref.	3482 002 231		
Application	G90		
		1600 102 002	
		Name:Clutch Disc Size: 362*200*10*38	
			
Cross Ref.	1878 044 631		
Application	F2000		
		1601 102 002	
		Name:Clutch Cover Size: MF362	
			
Cross Ref.	3482 120 031		
Application	F2000		

MAN		1.02	
1600 102 003			
		Name:Clutch Disc Size: 362*237*10*38.1	
		Cross Ref. 1878 079 331 Application L2000	
1601 102 003			
		Name:Clutch Cover Size: MF362	
		Cross Ref. 3482 125 533 Application L2000	
1600 102 004			
		Name:Clutch Disc Size: 395*230*10*44.5	
		Cross Ref. 1862 506 131 Application TGM	
1601 102 004			
		Name:Clutch Cover Size: MFZ395	
		Cross Ref. 3482 000 467 Application TGM	

1600 102 005	
	Name:Clutch Disc Size: 400*220*10*51
	Cross Ref. 1862 364 031 Application F90
1601 102 005	
	Name:Clutch Cover Size: MFZ400
	Cross Ref. 3482 078 133 Application F90
1600 102 006	
	Name:Clutch Disc Size: 400*250*10*51
	Cross Ref. 1862 539 031 / 1862 540 031 Application E2000
1601 102 006	
	Name:Clutch Cover Size: MFZ2/400X
	Cross Ref. 3488 017 447 Application E2000

MAN		1.02	
1600 102 007			
	Name:Clutch Disc Size: 420*220*10*44.5		
Cross Ref.	1861 911 232		
Application	16.281		
1601 101 037			
	Name:Clutch Cover Size: GF420X		
Cross Ref.	1882 342 134		
Application	16.281		
1600 102 008			
	Name:Clutch Disc Size: 420*220*10*51		
Cross Ref.	1878 086 941		
Application	M90		
1601 102 008			
	Name:Clutch Cover Size: GF420XN		
Cross Ref.	1882 017 131		
Application	M90		

1600 102 009	
	Name:Clutch Disc Size: 420*220*10*44.5
Cross Ref.	1878 086 741
Application	SR
1601 102 009	
	Name:Clutch Cover Size: GMF430
Cross Ref.	3482 124 549
Application	SR
1600 101 009	
	Name:Clutch Disc Size: 420*220*10*44.5
Cross Ref.	1861 941 033
Application	SG
1601 101 050	
	Name:Clutch Cover Size: GMF430
Cross Ref.	3482 124 541
Application	SG

MAN 1.02

1600 102 011



Name:Clutch Disc
Size: 430*240*10*51

Cross Ref. 1878 080 035
Application TGM

1601 102 011



Name:Clutch Cover
Size: MFZ430

Cross Ref. 3482 083 032
Application TGM

1600 102 012



Name:Clutch Disc
Size: 430*240*10*51

Cross Ref. 1878 038 041
Application TGA

1601 102 012



Name:Clutch Cover
Size: MFZ430

Cross Ref. 3482 123 534
Application TGA

1600 102 011



Name:Clutch Disc
Size: 430*240*10*51

Cross Ref. 1878 080 035
Application TGA

1601 102 013



Name:Clutch Cover
Size: MFZ430

Cross Ref. 3482 000 096
Application TGA

SCANIA 1.03

1600 103 001



Name:Clutch Disc
Size: 400*200*24*50

Cross Ref. 1878 043 231
Application 94C 114C

1601 103 001



Name:Clutch Cover
Size: MFZ400X

Cross Ref. 3482 112 031
Application 94C 114C

SCANIA		1.03
1600 103 002		
	Name:Clutch Disc Size: 420*220*24*50	
Cross Ref.	1862 322 031	
Application	K113	
1601 103 002		
	Name:Clutch Cover Size: GMF420	
Cross Ref.	3482 001 234	
Application	K113	
1600 103 003		
	Name:Clutch Disc Size: 430*240*24*50	
Cross Ref.	1878 063 231	
Application	124	
1601 103 003		
	Name:Clutch Cover Size: MFZ430	
Cross Ref.	3482 083 150	
Application	124	

1600 103 004	
	Name:Clutch Disc Size: 430*240*24*50
Cross Ref.	1878 003 066
Application	K94
1601 103 004	
	Name:Clutch Cover Size: MFZ430
Cross Ref.	3482 083 039
Application	K94
1600 103 005	
	Name:Clutch Disc Size: 420*220*22*45
Cross Ref.	1861 680 037
Application	113
1601 103 005	
	Name:Clutch Cover Size: GMF430
Cross Ref.	3482 119 034
Application	113

SCANIA		1.03
1600 103 004		
 <p>Name:Clutch Disc Size: 430*240*24*50</p>		
Cross Ref.	1878 003 066	
Application	K94 / L94 / N94	
1601 103 006		
 <p>Name:Clutch Cover Size: MFZ430</p>		
Cross Ref.	3483 020 036	
Application	K94 / L94 / N94	

1600 104 002	
 <p>Name:Clutch Disc Size: 420*220*10*51</p>	
Cross Ref.	1878 086 742
Application	F2800
1601 104 001	
 <p>Name:Clutch Cover Size: GMF420</p>	
Cross Ref.	3482 018 132
Application	F2800

DAF		1.04
1600 104 001		
 <p>Name:Clutch Disc Size: 430*240*10*51</p>		
Cross Ref.	1878 054 933	
Application	85	
1601 102 011		
 <p>Name:Clutch Cover Size: MFZ430</p>		
Cross Ref.	3482 083 032	
Application	85	

1600 102 009	
 <p>Name:Clutch Disc Size: 420*220*10*44.5</p>	
Cross Ref.	1878 086 741
Application	F2800
1601 104 002	
 <p>Name:Clutch Cover Size: GMF430</p>	
Cross Ref.	3482 119 031
Application	F2800

DAF 1.04

1600 104 004



Name:Clutch Disc
Size: 350*195*10*44.5

Cross Ref. 1861 325 141
Application F 1600 / F 1600 DT / FA 1600 DF 420

1601 104 003



Name:Clutch Cover
Size: MF350

Cross Ref. 3482 060 235
Application F 1600 / F 1600 DT / FA 1600 DF 420

1600 104 005



Name:Clutch Disc
Size: 350*195*10*44.5

Cross Ref. 1861 777 043
Application F 1300 / F 1300 DF / FA 1300

1601 104 004



Name:Clutch Cover
Size: MF350

Cross Ref. 3482 060 132
Application F 1300 / F 1300 DF / FA 1300

1600 102 003



Name:Clutch Disc
Size: 362*200*10*38

Cross Ref. 1878 079 331
Application LF 45

1601 104 005



Name:Clutch Cover
Size: MF362

Cross Ref. 3482 000 419
Application LF 45

1600 104 007



Name:Clutch Disc
Size: 420*220*10*44.5

Cross Ref. 1861 482 034
Application F 2800 DKA/DKT

1601 101 050



Name:Clutch Cover
Size: GMF430

Cross Ref. 3482 124 541
Application F 2800 DKA/DKT

DAF		1.04	
		1600 104 008	
		Name:Clutch Disc Size: 400*220*10*44.5	
Cross Ref.	1878 027 231		
Application	75		
		1601 104 006	
		Name:Clutch Cover Size: GMF430	
Cross Ref.	3482 119 032		
Application	75		





		1600 105 002	
		Name:Clutch Disc Size: 430*240*20*55	
Cross Ref.	1878 020 241		
Application	CHB		
		1601 105 002	
		Name:Clutch Cover Size: MFZ430	
Cross Ref.	3482 123 441		
Application	CHB		

RENAULT		1.05	
		1600 105 001	
		Name:Clutch Disc Size: 430*240*10*44.5	
Cross Ref.	1878 026 241		
Application	Kerax		
		1601 105 001	
		Name:Clutch Cover Size: MFZ430	
Cross Ref.	3482 083 044		
Application	Kerax		

		1600 105 003	
		Name:Clutch Disc Size: 400*250*20*55	
Cross Ref.	1862 379 031 / 1862 380 031		
Application	Premium		
		1601 105 003	
		Name:Clutch Cover Size: MFZ2/400X	
Cross Ref.	3488 017 439		
Application	Premium		

RENAULT		1.05
		1600 105 004
		Name:Clutch Disc Size: 430*240*24*50
		
Cross Ref.	1878 003 867	
Application	Kerax Info 370 / 410 / Premium 2 Info	
		1601 105 004
		Name:Clutch Cover Size: MF430
		
Cross Ref.	3482 000 552	
Application	Kerax Info 370 / 410 Premium 2 Info	
		1600 105 002
		Name:Clutch Disc Size: 430*240*20*55
		
Cross Ref.	1878 020 241	
Application	Iliade (10/1996 -) / Obradore (10/1996 -)	
		1601 105 005
		Name:Clutch Cover Size: MFZ430
		
Cross Ref.	3482 083 252	
Application	Iliade (10/1996 -) / Obradore (10/1996 -)	

VOLVO		1.06
		1600 106 001
		Name:Clutch Disc Size: 350*195*10*44.5
		
Cross Ref.	1862 974 002	
Application	FE6 / B 6 , F, FA (12/1978 -) / B 609 (12/1978 -)	
		1601 106 001
		Name:Clutch Cover Size: MF350
		
Cross Ref.	3482 909 001 / 3482 602 004	
Application	FE6 / B 6 , F, FA (12/1978 -) / B 609 (12/1978 -)	
		1600 106 002
		Name:Clutch Disc Size: 350*195*10*44.5
		
Cross Ref.	1878 001 079 / 1878 001 083	
Application	B10	
		1601 106 002
		Name:Clutch Cover Size: GF2/350
		
Cross Ref.	1882 250 143	
Application	B10	



VOLVO		1.06	
		1600 106 003	
	Name:Clutch Disc Size: 350*195*10*51		
Cross Ref.	1861 640 135 / 1861 641 135		
Application	F12		
		1601 106 003	
	Name:Clutch Cover Size: GMFZ2/350		
Cross Ref.	3482 056 031		
Application	F12		
		1600 106 004	
	Name:Clutch Disc Size: 380*200*10*51		
Cross Ref.	1861 862 232 / 1861 863 232		
Application	F10		
		1601 106 004	
	Name:Clutch Cover Size: GF2/380		
Cross Ref.	1882 280 213		
Application	F10		

		1600 106 005	
	Name:Clutch Disc Size: 380*250*10*51		
Cross Ref.	1861 996 137/ 1861 997 137		
Application	N12		
		1601 106 005	
	Name:Clutch Cover Size: GMFZ2/380		
Cross Ref.	3482 059 031		
Application	N12		
		1600 106 006	
	Name:Clutch Disc Size: 380*250*24*50		
Cross Ref.	1878 001 216 / 1862 248 033		
Application	FH		
		1601 106 006	
	Name:Clutch Cover Size: GMFZ2/380		
Cross Ref.	3488 019 032		
Application	FH		

VOLVO		1.06	
1600 106 007			
		Name:Clutch Disc Size: 380*250*10*51	
Cross Ref.	1862 415 031 / 1862 248 033		
Application	FL12		
1601 106 007			
		Name:Clutch Cover Size: GMFZ2/380	
Cross Ref.	3488 019 031		
Application	FL12		
1600 106 008			
		Name:Clutch Disc Size: 400*250*10*51	
Cross Ref.	1878 000 623 / 1878 000 625		
Application	FH16		
1601 106 008			
		Name:Clutch Cover Size: GMFZ2/400	
Cross Ref.	3488 018 031		
Application	FH16		

1600 106 009	
	
Name:Clutch Disc Size: 400*250*24*50	
Cross Ref.	1878 000 635 / 1878 000 300
Application	FM12
1601 106 009	
	
Name:Clutch Cover Size: MFZ2/400X	
Cross Ref.	3488 000 024
Application	FM12
1600 106 010	
	
Name:Clutch Disc Size: 400*250*24*50	
Cross Ref.	1878 004 128 / 1878 003 768
Application	FMX
1601 106 010	
	
Name:Clutch Cover Size: MFZ2/400X	
Cross Ref.	3488 000 159
Application	FMX

VOLVO		1.06
1600 106 011		
Name:Clutch Disc Size: 430*240*10*44.5		
		
Cross Ref.	1878 040 334	
Application	B7	
1601 106 011		
Name:Clutch Cover Size: MFZ430		
		
Cross Ref.	3483 034 045	
Application	B7	

1600 106 012		
Name:Clutch Disc Size: 430*240*24*50		
		
Cross Ref.	1878 000 634	
Application	FM	
1601 106 012		
Name:Clutch Cover Size: MFZ430		
		
Cross Ref.	3483 034 033	
Application	FM	

1600 106 013		
Name:Clutch Disc Size: 430*240*24*50		
		
Cross Ref.	1878 006 129	
Application	FH	
1601 106 013		
Name:Clutch Cover Size: MFZ430		
		
Cross Ref.	3483 000 348	
Application	FH	

1600 106 014		
Name:Clutch Disc Size: 430*240*10*51		
		
Cross Ref.	1878 054 031	
Application	B12	
1601 106 014		
Name:Clutch Cover Size: MFZ430		
		
Cross Ref.	3482 123 235	
Application	B12	

VOLVO		1.06	
		1600 106 015	
	Name:Clutch Disc Size: 430*240*10*51		
Cross Ref.	1878 634 026		
Application	FM 7 / FM 9/260 (191 kW)		
		1601 106 015	
	Name:Clutch Cover Size: MFZ430		
Cross Ref.	3483 034 034		
Application	FM 7 / FM 9/260 (191 kW)		
		1600 106 016	
	Name:Clutch Disc Size: 430*240*10*51		
Cross Ref.	1878 032 331		
Application	NH 12		
		1601 106 016	
	Name:Clutch Cover Size: MFZ430		
Cross Ref.	3483 034 035		
Application	NH 12		

IVECO		1.07	
		1600 107 001	
	Name:Clutch Disc Size: 310*190*10*38		
Cross Ref.	1861 577 136		
Application	MK		
		1601 107 001	
	Name:Clutch Cover Size: MF310		
Cross Ref.	3482 008 036		
Application	MK		
		1600 107 002	
	Name:Clutch Disc Size: 265*165*10*29		
Cross Ref.	1878 997 101		
Application	Daily 50		
		1601 107 002	
	Name:Clutch Cover Size: MFZ265		
Cross Ref.	3482 998 701		
Application	Daily 50		

IVECO		1.07
1600 107 003		
Name:Clutch Disc Size: 265*165*10*29		
		
Cross Ref.	1862 967 001	
Application	DAILY I Kasten	
1601 107 003		
Name:Clutch Cover Size: MF265		
		
Cross Ref.	3482 907 001	
Application	DAILY I Kasten	
1600 107 004		
Name:Clutch Disc Size: 280*165*10*32		
		
Cross Ref.	1862 722 001	
Application	Zeta	
1601 107 004		
Name:Clutch Cover Size: H280		
		
Cross Ref.	1882 815 001	
Application	Zeta	

1600 107 005	
Name:Clutch Disc Size: 280*165*10*38	
	
Cross Ref.	1878 074 841
Application	EuroCargo
1601 107 005	
Name:Clutch Cover Size: MFZ280	
	
Cross Ref.	3499 916 628
Application	EuroCargo
1600 107 006	
Name:Clutch Disc Size: 310*190*10*38	
	
Cross Ref.	1878 000 611
Application	EuroFire / 95 E 18 (05/1991 -)
1601 107 006	
Name:Clutch Cover Size: MFZ310	
	
Cross Ref.	3482 094 031
Application	EuroFire / 95 E 18 (05/1991 -)

IVECO 1.07

1600 107 007



Name:Clutch Disc
Size: 330*185*10*38

Cross Ref. 1862 310 132
Application EuroCargo

1601 107 007



Name:Clutch Cover
Size: MFZ330

Cross Ref. 3482 093 031
Application EuroCargo

1600 107 008



Name:Clutch Disc
Size: 380*200*10*44.5

Cross Ref. 1861 861 032
Application 190 / 190 PAC /H 20 (01/1976 -)

1601 107 008



Name:Clutch Cover
Size: G380

Cross Ref. 1882 325 134
Application 190 / 190 PAC /H 20

1600 107 009



Name:Clutch Disc
Size: 395*230*10*38

Cross Ref. 1878 000 036
Application Midirider 27

1601 107 009



Name:Clutch Cover
Size: MF395

Cross Ref. 3482 123 839
Application Midirider 27

1600 107 010



Name:Clutch Disc
Size: 380*200*10*44.5

Cross Ref. 1878 007 339
Application EuroTech MH / 260S35 AD (02/2002 -)

1601 107 010



Name:Clutch Cover
Size: MFZ400

Cross Ref. 3482 078 134
Application EuroTech MH / 260S35 AD (02/2002 -)

IVECO		1.07	
		1600 107 011	
		Name:Clutch Disc Size: 430*240*10*51	
			
Cross Ref.	1878 000 205		
Application	380.29		
		1601 107 011	
		Name:Clutch Cover Size: MFZ430	
			
Cross Ref.	3482 083 118		
Application	380.29		

		1600 107 012	
		Name:Clutch Disc Size: 440x280x10x40	
			
Cross Ref.			
Application			
		1601 107 012	
		Name:Clutch Cover Size: 440	
			
Cross Ref.			
Application			

STEYR		1.08	
		1600 108 001	
		Name:Clutch Disc Size: 310*200*10*45	
			
Cross Ref.	1862 125 202		
Application	9 S 14 / 10 S 14		
		1601 108 001	
		Name:Clutch Cover Size: MFZ310	
			
Cross Ref.	3482 063 101		
Application	9 S 14 / 10 S 14		

		1600 108 002	
		Name:Clutch Disc Size: 380*200*10*52	
			
Cross Ref.	1861 413 134		
Application	990 / 990 mit NMV 80/3		
		1601 108 002	
		Name:Clutch Cover Size: G380N	
			
Cross Ref.	1882 261 006		
Application	990 / 990 mit NMV 80/3		

STEYR		1.08
1600 108 003		
 <p>Name:Clutch Disc Size: 380*200*10*44.5</p>		
Cross Ref.	1861 669 002	
Application	12 S 21	
1601 108 003		
 <p>Name:Clutch Cover Size: GMFZ380</p>		
Cross Ref.	3482 067 101	
Application	12 S 21	

1600 109 002	
 <p>Name:Clutch Disc Size: 325*200*10*35.2</p>	
Cross Ref.	
Application	
1601 109 002	
 <p>Name:Clutch Cover Size: 325*200*365</p>	
Cross Ref.	
Application	

BEDFORD		1.09
1600 109 001		
 <p>Name:Clutch Disc Size: 300*190*10*35</p>		
Cross Ref.		
Application		
1601 109 001		
 <p>Name:Clutch Cover Size: 300*180*339</p>		
Cross Ref.		
Application		

1600 109 003	
 <p>Name:Clutch Disc Size: 325*200*10*38</p>	
Cross Ref.	
Application	
1601 109 003	
 <p>Name:Clutch Cover Size: 325*200*365</p>	
Cross Ref.	
Application	

KAMAZ 1.10

1600 110 001



Name:Clutch Disc
Size: 350*195*10*42.5

Cross Ref. 14-160113
Application 5511

1601 110 001



Name:Clutch Cover
Size: 350

Cross Ref. 14-1601090-10
Application 5511

1600 110 002



Name:Clutch Disc
Size: 3380*200*10*42.5

Cross Ref.
Application

1601 110 002



Name:Clutch Cover
Size: 380

Cross Ref.
Application

MAZ 1.11

1600 111 001



Name:Clutch Disc
Size: 430*240*10*42.5

Cross Ref. 182-1601130
Application ZW.CD05-0006

1601 111 001



Name:Clutch Cover
Size: 430

Cross Ref. 182 1601090
Application ZW.CD05-0006

1600 111 002



Name:Clutch Disc
Size: 362*200*10*38





Cross Ref. 1878 001 501
Application 4370 / 4570





1601 111 002







Name:Clutch Cover
Size: MF362

Cross Ref. 3482 125 512
Application 4370 / 4570


CHINESE TRUCK		2.01
		<p>1600 004 005</p> <p>Name:Clutch Disc Size: 275*175*24*25.6</p>
Cross Ref.		
Application	JAC	
		<p>1601 004 003</p> <p>Name:Clutch Cover Size: 275*175*320</p>
Cross Ref.		
Application	JAC	
		<p>1600 006 008</p> <p>Name:Clutch Disc Size: 300*190*10*35</p>
Cross Ref.	DS300	
Application	DongFeng	
		<p>1601 006 008</p> <p>Name:Clutch Cover Size: 300*190*350</p>
Cross Ref.	DS300	
Application	DongFeng	

		<p>1600 004 004</p> <p>Name:Clutch Disc Size: 325*200*10*38.4</p>
Cross Ref.	CA142	
Application	FAW	
		<p>1601 004 004</p> <p>Name:Clutch Cover Size: 325*195*363</p>
Cross Ref.	CA142	
Application	FAW	
		<p>1600 004 005</p> <p>Name:Clutch Disc Size: 350*215*10*38.4</p>
Cross Ref.	CA151	
Application	FAW	
		<p>1601 004 005</p> <p>Name:Clutch Cover Size: 350*210*381</p>
Cross Ref.	CA151	
Application	FAW	

1600 004 009	
	Name:Clutch Disc Size: 400*250*10*44.5
	Cross Ref. CA400 Application FAW
1601 004 009	
	Name:Clutch Cover Size: 400*248*425
	Cross Ref. CA400 Application FAW

1600 004 011	
	Name:Clutch Disc Size: 430*240*10*44.5
	Cross Ref. CA430 Application FAW
1601 004 011	
	Name:Clutch Cover Size: 430*240*475
	Cross Ref. CA430 Application FAW

1600 004 010	
	Name:Clutch Disc Size: 420*220*10*44.5
	Cross Ref. CA420 Application FAW
1601 004 010	
	Name:Clutch Cover Size: 420*220*475
	Cross Ref. CA420 Application FAW

1600 004 012	
	Name:Clutch Disc Size: 430*240*10*50.8
	Cross Ref. DSP430(J6) Application FAW
1601 004 012	
	Name:Clutch Cover Size: 430*240*475
	Cross Ref. DSP430(J6) Application FAW

1600 003 002



Name:Clutch Disc
Size: 430*242*10*52

Cross Ref.
Application SINO

1600 003 005



Name:Clutch Disc
Size: 325*210*10*38.4

Cross Ref.
Application Foton

1601 003 002



Name:Clutch Cover
Size: 430*240*475

Cross Ref.
Application SINO

1601 003 005



Name:Clutch Cover
Size: 325*210*368

Cross Ref.
Application Foton

1600 003 004



Name:Clutch Disc
Size: 310*190*10*38.4

Cross Ref.
Application Foton

1600 003 006



Name:Clutch Disc
Size: 350*220*10*38.4

Cross Ref.
Application Foton

1601 003 004



Name:Clutch Cover
Size: 310*190*347

Cross Ref.
Application Foton

1601 003 006



Name:Clutch Cover
Size: 350*220*381

Cross Ref.
Application Foton


1600 003 007



Name:Clutch Disc
Size: 380*220*10*44.5

Cross Ref.
Application Foton


1600 005 012



Name:Clutch Disc
Size: 420*220*10*44.5

Cross Ref. EQ420
Application DongFeng

1601 003 007



Name:Clutch Cover
Size: 380*220*410

Cross Ref.
Application Foton


1601 005 012



Name:Clutch Cover
Size: 420*220*475

Cross Ref. EQ420
Application DongFeng


1600 003 008



Name:Clutch Disc
Size: 395*230*10*44.5

Cross Ref.
Application Foton


1600 005 013



Name:Clutch Disc
Size: 430*240*10*44.5

Cross Ref. EQ430
Application DongFeng


1601 003 008



Name:Clutch Cover
Size: 395*230*435

Cross Ref.
Application Foton


1601 005 013



Name:Clutch Cover
Size: 430*240*475

Cross Ref. EQ430
Application DongFeng


1600 005 014



Name:Clutch Disc
Size: 430*240*10*50.8

Cross Ref. EQ430 BIG
Application DongFeng


1600 006 004



Name:Clutch Disc
Size: 380*200*10*44.5

Cross Ref. EQ380
Application DongFeng


1601 005 014



Name:Clutch Cover
Size: 430*240*475

Cross Ref. EQ430 BIG
Application DongFeng


1601 006 004



Name:Clutch Cover
Size: 380*200*410

Cross Ref. EQ380
Application DongFeng


1600 005 010



Name:Clutch Disc
Size: 395*230*10*44.5

Cross Ref. EQ395
Application DongFeng


1600 005 005



Name:Clutch Disc
Size: 350*200*10*38

Cross Ref. EQ145
Application DongFeng


1601 005 010



Name:Clutch Cover
Size: 395*230*435

Cross Ref. EQ395
Application DongFeng


1601 005 005





Name:Clutch Cover
Size: 350*195*380

Cross Ref. EQ145
Application DongFeng



M107605-1 (310x1 1/4"x10 Single Plate)

1601 218 001	
	Name:Clutch Cover Torque Rating: 400ft/lbs Plate Load: 2400lbs
	Cross Ref. 102038 Application American Duty Turck
1600 202 001	
	Name:Clutch Disc Torque Rating: 400ft/lbs Plate Load: 2400lbs
	Cross Ref. 103102 Application American Duty Turck

M107943-3 (310x1 3/8"x10 Single Plate)

1601 218 001	
	Name:Clutch Cover Torque Rating: 400ft/lbs Plate Load: 2400lbs
	Cross Ref. 102038 Application American Duty Turck
1600 202 003	
	Name:Clutch Disc Torque Rating: 400ft/lbs Plate Load: 2400lbs
	Cross Ref. 103122 Application American Duty Turck

M107606-1 (310x1 1/2"x10 Single Plate)

1601 218 001	
	Name:Clutch Cover Torque Rating: 400ft/lbs Plate Load: 2400lbs
	Cross Ref. 102038 Application American Duty Turck
1600 202 002	
	Name:Clutch Disc Torque Rating: 400ft/lbs Plate Load: 2400lbs
	Cross Ref. 103100 Application American Duty Turck

(330x1 1/4"x10 Single Plate)

1601 219 001	
	Name:Clutch Cover Torque Rating: 400ft/lbs Plate Load: 2700lbs
	Cross Ref. NCA330-1928 Application American Duty Turck
1600 202 004	
	Name:Clutch Disc Torque Rating: 400ft/lbs Plate Load: 2700lbs
	Cross Ref. 130-009-1902 Application American Duty Turck

M1928-137 (330x1 1/2"x10 Single Plate)

1601 219 001



Name:Clutch Cover
 Torque Rating: 400ft/lbs
 Plate Load: 2700lbs

Cross Ref. NCA330-1928
 Application American Duty Turck

1600 202 005



Name:Clutch Disc
 Torque Rating: 400ft/lbs
 Plate Load: 2700lbs

Cross Ref. 130-009-1904
 Application American Duty Turck

M1928-134 (330x1 1/2"x10 Single Plate)

1601 219 001



Name:Clutch Cover
 Torque Rating: 400ft/lbs
 Plate Load: 2700lbs

Cross Ref. NCA330-1928
 Application American Duty Turck

1600 202 006



Name:Clutch Disc
 Torque Rating: 400ft/lbs
 Plate Load: 2700lbs
 Plate Load: 2400lbs

Cross Ref. 130-009-1804
 Application American Duty Turck

M1938-137 (330x1 1/2"x10 Single Plate)

1601 220 001



Name:Clutch Cover
 Torque Rating: 520ft/lbs
 Plate Load: 2400lbs

Cross Ref. NCA330-1938
 Application American Duty Turck

1600 202 005



Name:Clutch Disc
 Torque Rating: 520ft/lbs
 Plate Load: 2400lbs

Cross Ref. 130-009-1904
 Application American Duty Turck

M1938-127 (330x1 3/8"x10 Single Plate)

1601 220 001



Name:Clutch Cover
 Torque Rating: 400ft/lbs
 Plate Load: 2400lbs

Cross Ref. NCA330-1938
 Application American Duty Turck

1600 202 007



Name:Clutch Disc
 Torque Rating: 400ft/lbs
 Plate Load: 2400lbs

Cross Ref. 130-009-1903
 Application American Duty Turck

M1938-124 (330x1 3/8"x10 Single Plate)

1601 220 001



Name:Clutch Cover
 Torque Rating: 400ft/lbs
 Plate Load: 2400lbs

Cross Ref. NCA330-1938
 Application American Duty Turck

1600 202 008



Name:Clutch Disc
 Torque Rating: 400ft/lbs
 Plate Load: 2400lbs

Cross Ref. 130-009-1019
 Application American Duty Turck

M104100-1 (365x1 3/4"x10 Single Plate)

1601 221 001



Name:Clutch Cover
 Torque Rating: 520ft/lbs
 Plate Load: 3200lbs

Cross Ref. 138006-1
 Application American Duty Turck

1600 202 009



Name:Clutch Disc
 Torque Rating: 520ft/lbs
 Plate Load: 3200lbs

Cross Ref. 128666
 Application American Duty Turck

M104100-2 (365x1 3/4"x10 Single Plate)

1601 221 001



Name:Clutch Cover
 Torque Rating: 660ft/lbs
 Plate Load: 3200lbs

Cross Ref. 138006-1
 Application American Duty Turck

1600 202 009




Name:Clutch Disc
 Torque Rating: 660ft/lbs
 Plate Load: 3200lbs

Cross Ref. 128666
 Application American Duty Turck

M107350-2 (350x1 1/2"x10 Single Plate)

1601 205 001



Name:Clutch Cover
 Torque Rating: 500ft/lbs
 Plate Load: 2400lbs

Cross Ref. 102101
 Application American Duty Turck

1600 200 006



Name:Clutch Disc
 Torque Rating: 500ft/lbs
 Plate Load: 2400lbs

Cross Ref. 103126
 Application American Duty Turck

M104200-1 (365x1 3/4"x10 Two Plates)


1601 222 001



Name:Clutch Disc
 Torque Rating: 860ft/lbs
 Plate Load: 2500lbs

Cross Ref. 138005-1
 Application American Duty Turck

1601 999 006



Name:Clutch Plate
 Torque Rating: 860ft/lbs
 Plate Load: 2500lbs

Cross Ref. FW-148
 Application American Duty Turck

1600 202 010



Name:Clutch Disc
 Torque Rating: 860ft/lbs
 Plate Load: 2500lbs

Cross Ref. 128698
 Application American Duty Turck

1600 202 011




Name:Clutch Disc
 Torque Rating: 860ft/lbs
 Plate Load: 2500lbs

Cross Ref. 128697
 Application American Duty Turck

M107350-3 (350x1 1/2"x10 Single Plate)

1601 205 001



Name:Clutch Cover
 Torque Rating: 500ft/lbs
 Plate Load: 2400lbs

Cross Ref. 102101
 Application American Duty Turck

1600 201 013




Name:Clutch Disc
 Torque Rating: 500ft/lbs
 Plate Load: 2400lbs

Cross Ref. 103161
 Application American Duty Turck

M107621-11 (350x1 1/2"x10 Single Plate)

1601 208 001



Name:Clutch Cover
 Torque Rating: 420ft/lbs
 Plate Load: 2400lbs

Cross Ref. 102048
 Application American Duty Turck

1600 200 005




Name:Clutch Disc
 Torque Rating: 420ft/lbs
 Plate Load: 2400lbs

Cross Ref. 128386
 Application American Duty Turck

M107621-1 (350x1 1/2"x10 Single Plate)

1601 208 001



Name:Clutch Cover
 Torque Rating: 500ft/lbs
 Plate Load: 2400lbs

Cross Ref. 102048
 Application American Duty Turck

1600 200 006



Name:Clutch Disc
 Torque Rating: 500ft/lbs
 Plate Load: 2400lbs

Cross Ref. 103126
 Application American Duty Turck

M107350-1 (350x1 3/4"x10 Single Plate)

1601 205 001



Name:Clutch Cover
 Torque Rating: 500ft/lbs
 Plate Load: 2400lbs

Cross Ref. 102101
 Application American Duty Turck

1600 201 012



Name:Clutch Disc
 Torque Rating: 500ft/lbs
 Plate Load: 2400lbs

Cross Ref. 103470
 Application American Duty Turck

M107621-2 (350x1 3/4"x10 Single Plate)

1601 208 001



Name:Clutch Cover
 Torque Rating: 500ft/lbs
 Plate Load: 2400lbs

Cross Ref. 102048
 Application American Duty Turck

1600 201 012



Name:Clutch Disc
 Torque Rating: 500ft/lbs
 Plate Load: 2400lbs

Cross Ref. 103470
 Application American Duty Turck

M107035-82 (14"x1 3/4"x10, 6 Spring Cover)

1601 208 004



Name:Clutch Cover
 Torque Rating: 1100ft/lbs
 Plate Load: 3600lbs

Cross Ref. 127400-4
 Application American Turck

1601 999 001



Name: Center Plate
 Torque Rating: 1100ft/lbs
 Plate Load: 3600lbs

Cross Ref. 113C49
 Application American Turck


1600 200 019



Name:Clutch Disc
 Torque Rating: 1100ft/lbs
 Plate Load: 3600lbs

Cross Ref. 128343
 Application American Turck

1600 200 020



Name:Clutch Disc
 Torque Rating: 1100ft/lbs
 Plate Load: 3600lbs

Cross Ref. CD128344
 Application American Turck

M107063-59 (14"x1 3/4"x10, 6 Spring Cover)

1601 208 001



Name:Clutch Cover
 Torque Rating: 1150ft/lbs
 Plate Load: 3200lbs

Cross Ref. 127400-1
 Application American Turck

1601 999 001



Name: Center Plate
 Torque Rating: 1150ft/lbs
 Plate Load: 3200lbs

Cross Ref. 113C49
 Application American Turck

1600 200 033



Name:Clutch Disc
 Torque Rating: 1150ft/lbs
 Plate Load: 3200lbs

Cross Ref. 128529
 Application American Turck

1600 200 034



Name:Clutch Disc
 Torque Rating: 1150ft/lbs
 Plate Load: 3200lbs

Cross Ref. 128530
 Application American Turck

M107034-30 (14"x2"x10, 6 Spring Cover)

1601 201 001



Name: Clutch Cover
 Torque Rating: 1000ft/lbs
 Plate Load: 3200lbs

Cross Ref. 127390-1
 Application American Turck

1601 999 001



Name: Center Plate
 Torque Rating: 1000ft/lbs
 Plate Load: 3200lbs

Cross Ref. 113C49
 Application American Turck

1600 200 044



Name: Clutch Disc
 Torque Rating: 1000ft/lbs
 Plate Load: 3200lbs

Cross Ref. 128310
 Application American Turck

1600 200 045



Name: Clutch Disc
 Torque Rating: 1000ft/lbs
 Plate Load: 3200lbs

Cross Ref. 128311
 Application American Turck

M107034-32 (14"x2"x10, 6 Spring Cover)

1601 201 001



Name: Clutch Cover
 Torque Rating: 1000ft/lbs
 Plate Load: 3200lbs

Cross Ref. 127390-1
 Application American Turck

1601 999 001



Name: Center Plate
 Torque Rating: 1000ft/lbs
 Plate Load: 3200lbs

Cross Ref. 113C49
 Application American Turck

1600 200 056



Name: Clutch Disc
 Torque Rating: 1000ft/lbs
 Plate Load: 3200lbs

Cross Ref. 128238
 Application American Turck

1600 200 057



Name: Clutch Disc
 Torque Rating: 1000ft/lbs
 Plate Load: 3200lbs

Cross Ref. 128239
 Application American Turck

M107050-59 (14"x2"x10, 6 Spring Cover)

1601 201 001



Name:Clutch Cover
 Torque Rating: 1400ft/lbs
 Plate Load: 3200lbs

Cross Ref. 127390-1
 Application American Turck

1601 999 001



Name: Center Plate
 Torque Rating: 1400ft/lbs
 Plate Load: 3200lbs

Cross Ref. 113C49
 Application American Turck

1600 200 062



Name:Clutch Disc
 Torque Rating: 1400ft/lbs
 Plate Load: 3200lbs

Cross Ref. 128229
 Application American Turck

1600 200 063



Name:Clutch Disc
 Torque Rating: 1400ft/lbs
 Plate Load: 3200lbs

Cross Ref. 128230
 Application American Turck

M107034-61 (14"x2"x10, 6 Spring Cover)

1601 203 001



Name:Clutch Cover
 Torque Rating: 1400ft/lbs
 Plate Load: 2800lbs

Cross Ref. CA-127390-2
 Application American Turck

1601 999 001



Name: Center Plate
 Torque Rating: 1400ft/lbs
 Plate Load: 2800lbs

Cross Ref. PL-1603
 Application American Turck

1600 200 058



Name:Clutch Disc
 Torque Rating: 1400ft/lbs
 Plate Load: 2800lbs

Cross Ref. CD128441
 Application American Turck

1600 200 059



Name:Clutch Disc
 Torque Rating: 1400ft/lbs
 Plate Load: 2800lbs

Cross Ref. CD128442
 Application American Turck

M108035-82 (14"x1.75"x10, 9 Spring Cover)

1601 216 004



Name:Clutch Cover
 Torque Rating: 1100ft/lbs
 Plate Load: 3600lbs

Cross Ref. 147800-4
 Application American Turck

1601 999 001



Name: Center Plate
 Torque Rating: 1100ft/lbs
 Plate Load: 3600lbs

Cross Ref. 113C49
 Application American Turck

1600 200 019



Name:Clutch Disc
 Torque Rating: 1100ft/lbs
 Plate Load: 3600lbs

Cross Ref. 128343
 Application American Turck

1600 200 020



Name:Clutch Disc
 Torque Rating: 1100ft/lbs
 Plate Load: 3600lbs

Cross Ref. CD128344
 Application American Turck

M108063-59 (14"x1.75"x10, 9 Spring Cover)

1601 216 001



Name:Clutch Cover
 Torque Rating: 1150ft/lbs
 Plate Load: 3200lbs

Cross Ref. 147800-1
 Application American Turck

1601 999 001



Name: Center Plate
 Torque Rating: 1150ft/lbs
 Plate Load: 3200lbs

Cross Ref. 113C49
 Application American Turck

1600 200 033



Name:Clutch Disc
 Torque Rating: 1150ft/lbs
 Plate Load: 3200lbs

Cross Ref. 128529
 Application American Turck

1600 200 034



Name:Clutch Disc
 Torque Rating: 1150ft/lbs
 Plate Load: 3200lbs

Cross Ref. 128530
 Application American Turck

M108034-82 (14"x2"x10, 9 Spring Cover)

1601 217 004



Name:Clutch Cover
 Torque Rating: 1100ft/lbs
 Plate Load: 3600lbs

Cross Ref. 147890-4
 Application American Turck

1601 999 001



Name: Center Plate
 Torque Rating: 1100ft/lbs
 Plate Load: 3600lbs

Cross Ref. 113C49
 Application American Turck

1600 200 056



Name:Clutch Disc
 Torque Rating: 1100ft/lbs
 Plate Load: 3600lbs

Cross Ref. 128238
 Application American Turck

1600 200 057



Name:Clutch Disc
 Torque Rating: 1100ft/lbs
 Plate Load: 3600lbs

Cross Ref. 128239
 Application American Turck

M108050-59 (14"x2"x10, 9 Spring Cover)

1601 217 001



Name:Clutch Cover
 Torque Rating: 1400ft/lbs
 Plate Load: 3200lbs

Cross Ref. 147890-1
 Application American Turck

1601 999 001



Name: Center Plate
 Torque Rating: 1400ft/lbs
 Plate Load: 3200lbs

Cross Ref. 113C49
 Application American Turck

1600 200 062



Name:Clutch Disc
 Torque Rating: 1400ft/lbs
 Plate Load: 3200lbs

Cross Ref. 128229
 Application American Turck

1600 200 063



Name:Clutch Disc
 Torque Rating: 1400ft/lbs
 Plate Load: 3200lbs

Cross Ref. 128230
 Application American Turck

M108034-61 (14"x2"x10, 9 Spring Cover)

1601 217 001



Name: Clutch Cover
 Torque Rating: 1400ft/lbs
 Plate Load: 2800lbs

Cross Ref. 147890-1
 Application American Turck

1601 999 001



Name: Center Plate
 Torque Rating: 1400ft/lbs
 Plate Load: 2800lbs

Cross Ref. PL-1603
 Application American Turck

1600 200 058



Name: Clutch Disc
 Torque Rating: 1400ft/lbs
 Plate Load: 2800lbs

Cross Ref. CD128441
 Application American Turck

1600 200 059



Name: Clutch Disc
 Torque Rating: 1400ft/lbs
 Plate Load: 2800lbs

Cross Ref. CD128442
 Application American Turck

M108950-59 (14"x2"x10, 9 Spring Cover)

1601 217 001



Name: Clutch Cover
 Torque Rating: 1400ft/lbs
 Plate Load: 3200lbs

Cross Ref. 147890-1
 Application American Turck

1601 999 001



Name: Center Plate
 Torque Rating: 1400ft/lbs
 Plate Load: 3200lbs

Cross Ref. 113C49
 Application American Turck

1600 200 062



Name: Clutch Disc
 Torque Rating: 1400ft/lbs
 Plate Load: 3200lbs

Cross Ref. 128229
 Application American Turck

1600 200 063



Name: Clutch Disc
 Torque Rating: 1400ft/lbs
 Plate Load: 3200lbs

Cross Ref. 128230
 Application American Turck

M107688-16 (14"x1 1/2"x10 Single Plate)

1601 214 003



Name:Clutch Cover
 Torque Rating: 450ft/lbs
 Plate Load: 2500lbs

Cross Ref. 129710-3
 Application American Duty Turck

1600 200 005



Name:Clutch Disc
 Torque Rating: 450ft/lbs
 Plate Load: 2500lbs

Cross Ref. 108386
 Application American Duty Turck

M107688-7 (14"x1 1/2"x10 Single Plate)

1601 214 003



Name:Clutch Cover
 Torque Rating: 520ft/lbs
 Plate Load: 2500lbs

Cross Ref. 129710-3
 Application American Duty Turck

1600 200 004



Name:Clutch Disc
 Torque Rating: 520ft/lbs
 Plate Load: 2500lbs

Cross Ref. 128499
 Application American Duty Turck

M107683-5 (14"x1 3/4"x10 Single Plate)

1601 209 001



Name:Clutch Cover
 Torque Rating: 650ft/lbs
 Plate Load: 3200lbs

Cross Ref. 129059-1
 Application American Duty Turck

1600 200 030



Name:Clutch Disc
 Torque Rating: 650ft/lbs
 Plate Load: 3200lbs

Cross Ref. 128668
 Application American Duty Turck

M107684-5 (14"x1 3/4"x10 Single Plate)

1601 209 001



Name:Clutch Cover
 Torque Rating: 650ft/lbs
 Plate Load: 3200lbs

Cross Ref. 129059-1
 Application American Duty Turck

1600 200 042



Name:Clutch Disc
 Torque Rating: 650ft/lbs
 Plate Load: 3200lbs

Cross Ref. 128577
 Application American Duty Turck

M107401-1 (14"x1 3/4"x10 Single Plate)

1601 210 002



Name:Clutch Cover
 Torque Rating: 650ft/lbs
 Plate Load: 2800lbs

Cross Ref. 129060-2
 Application American Duty Turck

1600 200 032



Name:Clutch Disc
 Torque Rating: 650ft/lbs
 Plate Load: 2800lbs

Cross Ref. 127405
 Application American Duty Turck

M109400-5 (14"x1 3/4"x10 Single Plate)

1601 212 012



Name:Clutch Cover
 Torque Rating: 650ft/lbs
 Plate Load: 3200lbs

Cross Ref. 139000-12
 Application American Duty Turck

1600 200 042



Name:Clutch Disc
 Torque Rating: 650ft/lbs
 Plate Load: 3200lbs

Cross Ref. 128577
 Application American Duty Turck

M107237-10 (14"x1 3/4"x10 Two Plates)

1601 210 005



Name:Clutch Cover
 Torque Rating: 900ft/lbs
 Plate Load: 2000lbs

Cross Ref. 129060-5
 Application American Turck

1601 999 005



Name:Clutch Plate
 Torque Rating: 900ft/lbs
 Plate Load: 2000lbs

Cross Ref. 125197
 Application American Turck


1600 200 029



Name:Clutch Disc
 Torque Rating: 900ft/lbs
 Plate Load: 2000lbs

Cross Ref. 128667
 Application American Turck

1600 200 030



Name:Clutch Disc
 Torque Rating: 900ft/lbs
 Plate Load: 2000lbs

Cross Ref. 128668
 Application American Turck

M107237-16 (14"x1 3/4"x10 Two Plates)

1601 210 002



Name:Clutch Cover
 Torque Rating: 800ft/lbs
 Plate Load: 2800lbs

Cross Ref. 129060-2
 Application American Duty Turck

1601 999 005



Name:Clutch Plate
 Torque Rating: 800ft/lbs
 Plate Load: 2800lbs

Cross Ref. 125197
 Application American Duty Turck

1600 200 019



Name:Clutch Disc
 Torque Rating: 800ft/lbs
 Plate Load: 2800lbs

Cross Ref. 128343
 Application American Duty Turck

1600 200 020



Name:Clutch Disc
 Torque Rating: 800ft/lbs
 Plate Load: 2800lbs

Cross Ref. 128344
 Application American Duty Turck

M107237-22 (14"x1 3/4"x10 Two Plates)

1601 210 003



Name:Clutch Cover
 Torque Rating: 860ft/lbs
 Plate Load: 2500lbs

Cross Ref. 129060-2
 Application American Duty Turck

1601 999 005



Name:Clutch Plate
 Torque Rating: 860ft/lbs
 Plate Load: 2500lbs

Cross Ref. 125197
 Application American Duty Turck

1600 200 027



Name:Clutch Disc
 Torque Rating: 860ft/lbs
 Plate Load: 2500lbs

Cross Ref. 128616
 Application American Duty Turck

1600 200 028



Name:Clutch Disc
 Torque Rating: 860ft/lbs
 Plate Load: 2500lbs

Cross Ref. 128617
 Application American Duty Turck

M107237-24 (14"x1 3/4"x10 Two Plates)

1601 210 003



Name:Clutch Cover
 Torque Rating: 1050ft/lbs
 Plate Load: 2500lbs

Cross Ref. 129060-3
 Application American Duty Turck

1601 999 005



Name:Clutch Plate
 Torque Rating: 1050ft/lbs
 Plate Load: 2500lbs

Cross Ref. 125197
 Application American Duty Turck

1600 200 031



Name:Clutch Disc
 Torque Rating: 1050ft/lbs
 Plate Load: 2500lbs

Cross Ref. 127404
 Application American Duty Turck

1600 200 032



Name:Clutch Disc
 Torque Rating: 1050ft/lbs
 Plate Load: 2500lbs

Cross Ref. 127405
 Application American Duty Turck

M107342-11 (14"x2"x10 Two Plates)

1601 215 005



Name:Clutch Cover
 Torque Rating: 900ft/lbs
 Plate Load: 2000lbs

Cross Ref. 129061-5
 Application American Duty Turck


1601 999 005



Name:Clutch Plate
 Torque Rating: 900ft/lbs
 Plate Load: 2000lbs

Cross Ref. 125197
 Application American Duty Turck


1600 200 060



Name:Clutch Disc
 Torque Rating: 900ft/lbs
 Plate Load: 2000lbs

Cross Ref. 128594
 Application American Duty Turck

1600 200 061



Name:Clutch Disc
 Torque Rating: 900ft/lbs
 Plate Load: 2000lbs

Cross Ref. 128595
 Application American Duty Turck

M107342-20 (14"x2"x10 Two Plates)

1601 215 003



Name:Clutch Cover
 Torque Rating: 1050ft/lbs
 Plate Load: 2500lbs

Cross Ref. 129061-3
 Application American Duty Turck

1601 999 005



Name:Clutch Plate
 Torque Rating: 1050ft/lbs
 Plate Load: 2500lbs

Cross Ref. 125197
 Application American Duty Turck

1600 200 062



Name:Clutch Disc
 Torque Rating: 1050ft/lbs
 Plate Load: 2500lbs

Cross Ref. 128229
 Application American Duty Turck

1600 200 063



Name:Clutch Disc
 Torque Rating: 1050ft/lbs
 Plate Load: 2500lbs

Cross Ref. 128230
 Application American Duty Turck

M107342-22 (14"x2"x10 Two Plates)

1601 215 003



Name:Clutch Cover
 Torque Rating: 950ft/lbs
 Plate Load: 2500lbs

Cross Ref. 129061-3
 Application American Duty Turck

1601 999 005



Name:Clutch Plate
 Torque Rating: 950ft/lbs
 Plate Load: 2500lbs

Cross Ref. 125197
 Application American Duty Turck

1600 200 058



Name:Clutch Disc
 Torque Rating: 950ft/lbs
 Plate Load: 2500lbs

Cross Ref. CD128441
 Application American Duty Turck

1600 200 059



Name:Clutch Disc
 Torque Rating: 950ft/lbs
 Plate Load: 2500lbs

Cross Ref. CD128442
 Application American Duty Turck

M109500-10 (14"x1 3/4"x10 Two Plates)

1601 213 005



Name: Clutch Cover
 Torque Rating: 900ft/lbs
 Plate Load: 2000lbs

Cross Ref. 139001-5
 Application American Turck


1601 999 005



Name: Center Plate
 Torque Rating: 900ft/lbs
 Plate Load: 2000lbs

Cross Ref. 125197
 Application American Turck


1600 200 029



Name: Clutch Disc
 Torque Rating: 900ft/lbs
 Plate Load: 2000lbs

Cross Ref. 128667
 Application American Turck

1600 200 030



Name: Clutch Disc
 Torque Rating: 900ft/lbs
 Plate Load: 2000lbs

Cross Ref. 128668
 Application American Turck

M109500-22 (14"x1 3/4"x10 Two Plates)

1601 213 003



Name: Clutch Cover
 Torque Rating: 860ft/lbs
 Plate Load: 2500lbs

Cross Ref. 139001-3
 Application American Turck

1601 999 005



Name: Center Plate
 Torque Rating: 860ft/lbs
 Plate Load: 2500lbs

Cross Ref. 125197
 Application American Turck

1600 200 027



Name: Clutch Disc
 Torque Rating: 860ft/lbs
 Plate Load: 2500lbs

Cross Ref. 128616
 Application American Turck

1600 200 028



Name: Clutch Disc
 Torque Rating: 860ft/lbs
 Plate Load: 2500lbs

Cross Ref. 128617
 Application American Turck

M107091-21 (15 1/2"x2"x10, 6 Spring Cover)

1601 202 004



Name:Clutch Cover
 Torque Rating: 1100ft/lbs
 Plate Load: 3600lbs

Cross Ref. 127597-4
 Application American Turck

1601 999 003



Name: Center Plate
 Torque Rating: 1100ft/lbs
 Plate Load: 3600lbs

Cross Ref. 113C166
 Application American Turck

1600 200 090



Name:Clutch Disc
 Torque Rating: 1100ft/lbs
 Plate Load: 3600lbs

Cross Ref. 128067
 Application American Turck

1600 200 091



Name:Clutch Disc
 Torque Rating: 1100ft/lbs
 Plate Load: 3600lbs

Cross Ref. 128068
 Application American Turck

M107091-35 (15 1/2"x2"x10, 6 Spring Cover)

1601 206 004



Name:Clutch Cover
 Torque Rating: 1100ft/lbs
 Plate Load: 3600lbs

Cross Ref. 129018-4
 Application American Turck


1601 999 004



Name: Center Plate
 Torque Rating: 1100ft/lbs
 Plate Load: 3600lbs

Cross Ref. 113C165
 Application American Turck

1600 200 084



Name:Clutch Disc
 Torque Rating: 1100ft/lbs
 Plate Load: 3600lbs

Cross Ref. 128322
 Application American Turck

1600 200 085



Name:Clutch Disc
 Torque Rating: 1100ft/lbs
 Plate Load: 3600lbs

Cross Ref. 128323
 Application American Turck

M107091-55 (15 1/2"x2"x10, 6 Spring Cover)

1601 202 004



Name:Clutch Cover
 Torque Rating: 1400ft/lbs
 Plate Load: 3600lbs

Cross Ref. 127597-4
 Application American Turck

1601 999 003



Name: Center Plate
 Torque Rating: 1400ft/lbs
 Plate Load: 3600lbs

Cross Ref. 113C166
 Application American Turck

1600 200 100



Name:Clutch Disc
 Torque Rating: 1400ft/lbs
 Plate Load: 3600lbs

Cross Ref. 128049
 Application American Turck

1600 200 101



Name:Clutch Disc
 Torque Rating: 1400ft/lbs
 Plate Load: 3600lbs

Cross Ref. 128050
 Application American Turck

M107091-77 (15 1/2"x2"x10, 6 Spring Cover)

1601 206 004



Name:Clutch Cover
 Torque Rating: 1250ft/lbs
 Plate Load: 3600lbs

Cross Ref. 129018-4
 Application American Turck

1601 999 004



Name: Center Plate
 Torque Rating: 1250ft/lbs
 Plate Load: 3600lbs

Cross Ref. 113C165
 Application American Turck

1600 200 094



Name:Clutch Disc
 Torque Rating: 1250ft/lbs
 Plate Load: 3600lbs

Cross Ref. 128431
 Application American Turck

1600 200 095



Name:Clutch Disc
 Torque Rating: 1250ft/lbs
 Plate Load: 3600lbs

Cross Ref. 128432
 Application American Turck

M107091-81 (15 1/2"x2"x10, 6 Spring Cover)

1601 202 004



Name: Clutch Cover
 Torque Rating: 1400ft/lbs
 Plate Load: 3600lbs

Cross Ref. 127597-4
 Application American Turck


1601 999 003



Name: Center Plate
 Torque Rating: 1400ft/lbs
 Plate Load: 3600lbs

Cross Ref. 113C166
 Application American Turck


1600 200 098



Name: Clutch Disc
 Torque Rating: 1400ft/lbs
 Plate Load: 3600lbs

Cross Ref. 128519
 Application American Turck

1600 200 099



Name: Clutch Disc
 Torque Rating: 1400ft/lbs
 Plate Load: 3600lbs

Cross Ref. 128520
 Application American Turck

M107925-82 (15 1/2"x2"x10, 6 Spring Cover)

1601 202 004



Name: Clutch Cover
 Torque Rating: 1650ft/lbs
 Plate Load: 3600lbs

Cross Ref. 127597-4
 Application American Turck

1601 999 003



Name: Center Plate
 Torque Rating: 1650ft/lbs
 Plate Load: 3600lbs

Cross Ref. 113C166
 Application American Turck

1600 201 009



Name: Clutch Disc
 Torque Rating: 1650ft/lbs
 Plate Load: 3600lbs

Cross Ref. 128462
 Application American Turck

1600 201 009



Name: Clutch Disc
 Torque Rating: 1650ft/lbs
 Plate Load: 3600lbs

Cross Ref. 128462
 Application American Turck

M107925-70 (15 1/2"x2"x10, 6 Spring Cover)

1601 202 006



Name:Clutch Cover
 Torque Rating: 1750ft/lbs
 Plate Load: 4000lbs

Cross Ref. 127597-6
 Application American Turck

1601 999 003



Name: Center Plate
 Torque Rating: 1750ft/lbs
 Plate Load: 4000lbs

Cross Ref. 113C166
 Application American Turck

1600 201 011



Name:Clutch Disc
 Torque Rating: 1750ft/lbs
 Plate Load: 4000lbs

Cross Ref. 128541
 Application American Turck

1600 201 011



Name:Clutch Disc
 Torque Rating: 1750ft/lbs
 Plate Load: 4000lbs

Cross Ref. 128541
 Application American Turck

M107935-51 (15 1/2"x2"x10, 6 Spring Cover)

1601 202 004



Name:Clutch Cover
 Torque Rating: 1650ft/lbs
 Plate Load: 3600lbs

Cross Ref. 127597-4
 Application American Turck

1601 999 003



Name: Center Plate
 Torque Rating: 1650ft/lbs
 Plate Load: 3600lbs

Cross Ref. 113C166
 Application American Turck

1600 201 007



Name:Clutch Disc
 Torque Rating: 1650ft/lbs
 Plate Load: 3600lbs

Cross Ref. 128362
 Application American Turck

1600 201 008



Name:Clutch Disc
 Torque Rating: 1650ft/lbs
 Plate Load: 3600lbs

Cross Ref. 128363
 Application American Turck

M107935-91 (15 1/2"x2"x10, 6 Spring Cover)

1601 202 004



Name: Clutch Cover
 Torque Rating: 1650ft/lbs
 Plate Load: 3600lbs

Cross Ref. 127597-4
 Application American Turck


1601 999 003



Name: Center Plate
 Torque Rating: 1650ft/lbs
 Plate Load: 3600lbs

Cross Ref. 113C166
 Application American Turck

1600 201 017



Name: Clutch Disc
 Torque Rating: 1650ft/lbs
 Plate Load: 3600lbs

Cross Ref. 128537
 Application American Turck

1600 201 018



Name: Clutch Disc
 Torque Rating: 1650ft/lbs
 Plate Load: 3600lbs

Cross Ref. 128538
 Application American Turck

M107391-78 (15 1/2"x2"x10, 6 Spring Cover)

1601 206 004



Name: Clutch Cover
 Torque Rating: 1450ft/lbs
 Plate Load: 4000lbs

Cross Ref. 129018-6
 Application American Turck

1601 999 004



Name: Center Plate
 Torque Rating: 1450ft/lbs
 Plate Load: 4000lbs

Cross Ref. 113C165
 Application American Turck

1600 201 019



Name: Clutch Disc
 Torque Rating: 1450ft/lbs
 Plate Load: 4000lbs

Cross Ref. 128445
 Application American Turck

1600 201 020



Name: Clutch Disc
 Torque Rating: 1450ft/lbs
 Plate Load: 4000lbs

Cross Ref. 128446
 Application American Turck

M107391-93 (15 1/2"x2"x10, 6 Spring Cover)

1601 202 006



Name:Clutch Cover
 Torque Rating: 1810ft/lbs
 Plate Load: 4000lbs

Cross Ref. 127597-6
 Application American Turck

1601 999 003



Name: Center Plate
 Torque Rating: 1810ft/lbs
 Plate Load: 4000lbs

Cross Ref. 113C166
 Application American Turck

1600 201 015



Name:Clutch Disc
 Torque Rating: 1810ft/lbs
 Plate Load: 4000lbs

Cross Ref. 128539
 Application American Turck

1600 201 016



Name:Clutch Disc
 Torque Rating: 1810ft/lbs
 Plate Load: 4000lbs

Cross Ref. 128540
 Application American Turck

M107091-74 (15 1/2"x2"x10, 6 Spring Cover)

1601 202 004



Name:Clutch Cover
 Torque Rating: 1650ft/lbs
 Plate Load: 3600lbs

Cross Ref. 127597-4
 Application American Turck

1601 999 003



Name: Center Plate
 Torque Rating: 1650ft/lbs
 Plate Load: 3600lbs

Cross Ref. 113C166
 Application American Turck

1600 201 005



Name:Clutch Disc
 Torque Rating: 1650ft/lbs
 Plate Load: 3600lbs

Cross Ref. 128257
 Application American Turck

1600 201 006



Name:Clutch Disc
 Torque Rating: 1650ft/lbs
 Plate Load: 3600lbs

Cross Ref. 128258
 Application American Turck

M108931-35 (15 1/2"x2"x10, 9 Spring Cover)

1601 211 004



Name:Clutch Cover
 Torque Rating: 1100ft/lbs
 Plate Load: 3600lbs

Cross Ref. 157020-4
 Application American Turck


1601 999 004



Name: Center Plate
 Torque Rating: 1100ft/lbs
 Plate Load: 3600lbs

Cross Ref. 113C165
 Application American Turck


1600 200 084



Name:Clutch Disc
 Torque Rating: 1100ft/lbs
 Plate Load: 3600lbs

Cross Ref. 128322
 Application American Turck

1600 200 085



Name:Clutch Disc
 Torque Rating: 1100ft/lbs
 Plate Load: 3600lbs

Cross Ref. 128323
 Application American Turck

M108391-21 (15 1/2"x2"x10, 9 Spring Cover)

1601 204 004



Name:Clutch Cover
 Torque Rating: 1100ft/lbs
 Plate Load: 3600lbs

Cross Ref. 157700-4
 Application American Turck

1601 999 003



Name: Center Plate
 Torque Rating: 1100ft/lbs
 Plate Load: 3600lbs

Cross Ref. 113C166
 Application American Turck

1600 201 021



Name:Clutch Disc
 Torque Rating: 1100ft/lbs
 Plate Load: 3600lbs

Cross Ref. 128297
 Application American Turck

1600 201 022



Name:Clutch Disc
 Torque Rating: 1100ft/lbs
 Plate Load: 3600lbs

Cross Ref. 128298
 Application American Turck

M10391-77 (15 1/2"x2"x10, 9 Spring Cover)

1601 211 004



Name:Clutch Cover
 Torque Rating: 1250ft/lbs
 Plate Load: 3600lbs

Cross Ref. 157020-4
 Application American Turck

1601 999 004



Name: Center Plate
 Torque Rating: 1250ft/lbs
 Plate Load: 3600lbs

Cross Ref. 113C165
 Application American Turck

1600 200 094



Name:Clutch Disc
 Torque Rating: 1250ft/lbs
 Plate Load: 3600lbs

Cross Ref. CD128431
 Application American Turck

1600 200 095



Name:Clutch Disc
 Torque Rating: 1250ft/lbs
 Plate Load: 3600lbs

Cross Ref. CD128432
 Application American Turck

M108391-81 (15 1/2"x2"x10, 9 Spring Cover)

1601 204 004



Name:Clutch Cover
 Torque Rating: 1400ft/lbs
 Plate Load: 3600lbs

Cross Ref. 157700-4
 Application American Turck

1601 999 003



Name: Center Plate
 Torque Rating: 1400ft/lbs
 Plate Load: 3600lbs

Cross Ref. 113C166
 Application American Turck


1600 200 098



Name:Clutch Disc
 Torque Rating: 1400ft/lbs
 Plate Load: 3600lbs

Cross Ref. 128519
 Application American Turck

1600 200 099



Name:Clutch Disc
 Torque Rating: 1400ft/lbs
 Plate Load: 3600lbs

Cross Ref. 128520
 Application American Turck

M108925-85 (15 1/2"x2"x10, 9 Spring Cover)

1601 204 004



Name:Clutch Cover
 Torque Rating: 1700ft/lbs
 Plate Load: 3600lbs

Cross Ref. 157700-4
 Application American Turck

1601 999 003



Name: Center Plate
 Torque Rating: 1700ft/lbs
 Plate Load: 3600lbs

Cross Ref. 113C166
 Application American Turck

1600 201 011



Name:Clutch Disc
 Torque Rating: 1700ft/lbs
 Plate Load: 3600lbs

Cross Ref. 128541
 Application American Turck

1600 201 011



Name:Clutch Disc
 Torque Rating: 1700ft/lbs
 Plate Load: 3600lbs

Cross Ref. 128541
 Application American Turck

M108925-82 (15 1/2"x2"x10, 9 Spring Cover)

1601 204 004



Name:Clutch Cover
 Torque Rating: 1650ft/lbs
 Plate Load: 3600lbs

Cross Ref. 157700-4
 Application American Turck

1601 999 003



Name: Center Plate
 Torque Rating: 1650ft/lbs
 Plate Load: 3600lbs

Cross Ref. 113C166
 Application American Turck

1600 201 009



Name:Clutch Disc
 Torque Rating: 1650ft/lbs
 Plate Load: 3600lbs

Cross Ref. 128462
 Application American Turck

1600 201 009



Name:Clutch Disc
 Torque Rating: 1650ft/lbs
 Plate Load: 3600lbs

Cross Ref. 128462
 Application American Turck

M108935-91 (15 1/2"x2"x10, 9 Spring Cover)

1601 204 004



Name:Clutch Cover
 Torque Rating: 1650ft/lbs
 Plate Load: 3600lbs

Cross Ref. 157700-4
 Application American Turck

1601 999 003



Name: Center Plate
 Torque Rating: 1650ft/lbs
 Plate Load: 3600lbs

Cross Ref. 113C166
 Application American Turck

1600 201 017



Name:Clutch Disc
 Torque Rating: 1650ft/lbs
 Plate Load: 3600lbs

Cross Ref. 128537
 Application American Turck

1600 201 018



Name:Clutch Disc
 Torque Rating: 1650ft/lbs
 Plate Load: 3600lbs

Cross Ref. 128538
 Application American Turck

M108935-51 (15 1/2"x2"x10, 9 Spring Cover)

1601 204 004



Name:Clutch Cover
 Torque Rating: 1650ft/lbs
 Plate Load: 3600lbs

Cross Ref. 157700-4
 Application American Turck

1601 999 003



Name: Center Plate
 Torque Rating: 1650ft/lbs
 Plate Load: 3600lbs

Cross Ref. 113C166
 Application American Turck

1600 201 007



Name:Clutch Disc
 Torque Rating: 1650ft/lbs
 Plate Load: 3600lbs

Cross Ref. 128362
 Application American Turck

1600 201 008



Name:Clutch Disc
 Torque Rating: 1650ft/lbs
 Plate Load: 3600lbs

Cross Ref. 128363
 Application American Turck

M108035-32-D (14"x1.75"x10, Diaphragm Cover)

1601 223 001



Name:Clutch Cover
 Torque Rating: 1000ft/lbs
 Plate Load: 3200lbs

Cross Ref. 160054-1
 Application American Turck

1601 999 001



Name: Center Plate
 Torque Rating: 1000ft/lbs
 Plate Load: 3200lbs

Cross Ref. 113C49
 Application American Turck

1600 200 019



Name:Clutch Disc
 Torque Rating: 1000ft/lbs
 Plate Load: 3200lbs

Cross Ref. 128343
 Application American Turck

1600 200 020



Name:Clutch Disc
 Torque Rating: 1000ft/lbs
 Plate Load: 3200lbs

Cross Ref. CD128344
 Application American Turck

M108935-78 (15 1/2"x2"x10, 9 Spring Cover)

1601 211 006



Name:Clutch Cover
 Torque Rating: 1450ft/lbs
 Plate Load: 4000lbs

Cross Ref. 107020-6
 Application American Turck

1601 999 004



Name: Center Plate
 Torque Rating: 1450ft/lbs
 Plate Load: 4000lbs

Cross Ref. 113C165
 Application American Turck

1600 201 019



Name:Clutch Disc
 Torque Rating: 1450ft/lbs
 Plate Load: 4000lbs

Cross Ref. 128445
 Application American Turck

1600 201 020



Name:Clutch Disc
 Torque Rating: 1450ft/lbs
 Plate Load: 4000lbs

Cross Ref. 128446
 Application American Turck

M108391-74 (15 1/2"x2"x10, 9 Spring Cover)

1601 204 004



Name: Clutch Cover
 Torque Rating: 1650ft/lbs
 Plate Load: 3600lbs

Cross Ref. 157700-4
 Application American Turck

1601 999 003



Name: Center Plate
 Torque Rating: 1650ft/lbs
 Plate Load: 3600lbs

Cross Ref. 113C166
 Application American Turck

1600 201 005



Name: Clutch Disc
 Torque Rating: 1650ft/lbs
 Plate Load: 3600lbs

Cross Ref. 128257
 Application American Turck

1600 201 006



Name: Clutch Disc
 Torque Rating: 1650ft/lbs
 Plate Load: 3600lbs

Cross Ref. 128258
 Application American Turck

M108391-93 (15 1/2"x2"x10, 9 Spring Cover)

1601 204 006



Name: Clutch Cover
 Torque Rating: 1810ft/lbs
 Plate Load: 4000lbs

Cross Ref. 157700-6
 Application American Turck


1601 999 003



Name: Center Plate
 Torque Rating: 1810ft/lbs
 Plate Load: 4000lbs

Cross Ref. 113C166
 Application American Turck


1600 201 015



Name: Clutch Disc
 Torque Rating: 1810ft/lbs
 Plate Load: 4000lbs

Cross Ref. 128539
 Application American Turck

1600 201 016



Name: Clutch Disc
 Torque Rating: 1810ft/lbs
 Plate Load: 4000lbs

Cross Ref. 128540
 Application American Turck

M108935-15 (15 1/2"x2"x10, 9 Spring Cover)

1601 204 006



Name:Clutch Cover
 Torque Rating: 2050ft/lbs
 Plate Load: 4000lbs

Cross Ref. 157700-6
 Application American Turck

1601 999 003



Name: Center Plate
 Torque Rating: 2050ft/lbs
 Plate Load: 4000lbs

Cross Ref. 113C166
 Application American Turck

1600 201 010



Name:Clutch Disc
 Torque Rating: 2050ft/lbs
 Plate Load: 4000lbs

Cross Ref. 128709
 Application American Turck

1600 201 010



Name:Clutch Disc
 Torque Rating: 2050ft/lbs
 Plate Load: 4000lbs

Cross Ref. 128709
 Application American Turck

M108391-93-D (15 1/2"x2"x10, Diaphragm Cover)

1601 225 006



Name:Clutch Cover
 Torque Rating: 1810ft/lbs
 Plate Load: 4000lbs

Cross Ref. 152705-6
 Application American Turck


1601 999 003



Name: Center Plate
 Torque Rating: 1810ft/lbs
 Plate Load: 4000lbs

Cross Ref. 113C166
 Application American Turck


1600 201 015



Name:Clutch Disc
 Torque Rating: 1810ft/lbs
 Plate Load: 4000lbs

Cross Ref. 128539
 Application American Turck

1600 201 016



Name:Clutch Disc
 Torque Rating: 1810ft/lbs
 Plate Load: 4000lbs

Cross Ref. 128540
 Application American Turck

M108063-59-D (14"x1.75"x10, Diaphragm Cover)

1601 223 001



Name: Clutch Cover
 Torque Rating: 1150ft/lbs
 Plate Load: 3200lbs

Cross Ref. 160054-1
 Application American Turck

1601 999 001



Name: Center Plate
 Torque Rating: 1150ft/lbs
 Plate Load: 3200lbs

Cross Ref. 113C49
 Application American Turck

1600 200 033



Name: Clutch Disc
 Torque Rating: 1150ft/lbs
 Plate Load: 3200lbs

Cross Ref. 128529
 Application American Turck

1600 200 034



Name: Clutch Disc
 Torque Rating: 1150ft/lbs
 Plate Load: 3200lbs

Cross Ref. 128530
 Application American Turck

M108034-82-D (14"x2"x10, Diaphragm Cover)

1601 224 004



Name: Clutch Cover
 Torque Rating: 1100ft/lbs
 Plate Load: 3600lbs

Cross Ref. 160051-4
 Application American Turck

1601 999 001



Name: Center Plate
 Torque Rating: 1100ft/lbs
 Plate Load: 3600lbs

Cross Ref. 113C49
 Application American Turck

1600 200 056



Name: Clutch Disc
 Torque Rating: 1100ft/lbs
 Plate Load: 3600lbs

Cross Ref. 128238
 Application American Turck

1600 200 057



Name: Clutch Disc
 Torque Rating: 1100ft/lbs
 Plate Load: 3600lbs

Cross Ref. 128239
 Application American Turck

M108050-59-D (14"x2"x10, Diaphragm Cover)

1601 224 001



Name:Clutch Cover
 Torque Rating: 1400ft/lbs
 Plate Load: 3200lbs

Cross Ref. 165001-1
 Application American Turck

1601 999 001



Name: Center Plate
 Torque Rating: 1400ft/lbs
 Plate Load: 3200lbs

Cross Ref. 113C49
 Application American Turck

1600 200 062



Name:Clutch Disc
 Torque Rating: 1400ft/lbs
 Plate Load: 3200lbs

Cross Ref. 128229
 Application American Turck

1600 200 063



Name:Clutch Disc
 Torque Rating: 1400ft/lbs
 Plate Load: 3200lbs

Cross Ref. 128230
 Application American Turck

M108034-61-D (14"x2"x10, Diaphragm Cover)

1601 224 001



Name:Clutch Cover
 Torque Rating: 1150ft/lbs
 Plate Load: 3200lbs

Cross Ref. 160051-1
 Application American Turck

1601 999 001



Name: Center Plate
 Torque Rating: 1150ft/lbs
 Plate Load: 3200lbs

Cross Ref. PL-1603
 Application American Turck

1600 200 058



Name:Clutch Disc
 Torque Rating: 1150ft/lbs
 Plate Load: 3200lbs

Cross Ref. CD128441
 Application American Turck

1600 200 059



Name:Clutch Disc
 Torque Rating: 1150ft/lbs
 Plate Load: 3200lbs

Cross Ref. CD128442
 Application American Turck

M108950-59-D (14"x2"x10, Diaphragm Cover)

1601 224 001



Name: Clutch Cover
 Torque Rating: 1400ft/lbs
 Plate Load: 3200lbs

Cross Ref. 160051-1
 Application American Turck

1601 999 001



Name: Center Plate
 Torque Rating: 1400ft/lbs
 Plate Load: 3200lbs

Cross Ref. 113C49
 Application American Turck

1600 200 062



Name: Clutch Disc
 Torque Rating: 1400ft/lbs
 Plate Load: 3200lbs

Cross Ref. 128229
 Application American Turck

1600 200 063



Name: Clutch Disc
 Torque Rating: 1400ft/lbs
 Plate Load: 3200lbs

Cross Ref. 128230
 Application American Turck

M108391-81-D (15 1/2"x2"x10, Diaphragm Cover)

1601 225 001



Name: Clutch Cover
 Torque Rating: 1400ft/lbs
 Plate Load: 3600lbs

Cross Ref. 152705-4
 Application American Turck


1601 999 003



Name: Center Plate
 Torque Rating: 1400ft/lbs
 Plate Load: 3600lbs

Cross Ref. 113C166
 Application American Turck


1600 200 098



Name: Clutch Disc
 Torque Rating: 1400ft/lbs
 Plate Load: 3600lbs

Cross Ref. 128519
 Application American Turck

1600 200 099



Name: Clutch Disc
 Torque Rating: 1400ft/lbs
 Plate Load: 3600lbs

Cross Ref. 128520
 Application American Turck

M108925-82-D (15 1/2"x2"x10, Diaphragm Cover)

1601 226 004

Name: Clutch Cover
 Torque Rating: 1650ft/lbs
 Plate Load: 3600lbs



Cross Ref. 151455-4
 Application American Turck

1601 999 003

Name: Center Plate
 Torque Rating: 1650ft/lbs
 Plate Load: 3600lbs



Cross Ref. 113C166
 Application American Turck

1600 201 009

Name: Clutch Disc
 Torque Rating: 1650ft/lbs
 Plate Load: 3600lbs



Cross Ref. 128462
 Application American Turck

1600 201 009

Name: Clutch Disc
 Torque Rating: 1650ft/lbs
 Plate Load: 3600lbs



Cross Ref. 128462
 Application American Turck

M108935-51-D (15 1/2"x2"x10, Diaphragm Cover)

1601 226 004

Name: Clutch Cover
 Torque Rating: 1650ft/lbs
 Plate Load: 3600lbs



Cross Ref. 151455-4
 Application American Turck

1601 999 003

Name: Center Plate
 Torque Rating: 1650ft/lbs
 Plate Load: 3600lbs



Cross Ref. 113C166
 Application American Turck

1600 201 007

Name: Clutch Disc
 Torque Rating: 1650ft/lbs
 Plate Load: 3600lbs



Cross Ref. 128362
 Application American Turck

1600 201 008

Name: Clutch Disc
 Torque Rating: 1650ft/lbs
 Plate Load: 3600lbs



Cross Ref. 128363
 Application American Turck

M108935-91-D (15 1/2"x2"x10, Diaphragm Cover)

1601 226 004



Name:Clutch Cover
 Torque Rating: 1650ft/lbs
 Plate Load: 3600lbs

Cross Ref. 151455-4
 Application American Turck

1601 999 003



Name: Center Plate
 Torque Rating: 1650ft/lbs
 Plate Load: 3600lbs

Cross Ref. 113C166
 Application American Turck

1600 201 017



Name:Clutch Disc
 Torque Rating: 1650ft/lbs
 Plate Load: 3600lbs

Cross Ref. 128537
 Application American Turck

1600 201 018



Name:Clutch Disc
 Torque Rating: 1650ft/lbs
 Plate Load: 3600lbs

Cross Ref. 128538
 Application American Turck

M108391-74-D (15 1/2"x2"x10, Diaphragm Cover)

1601 225 004



Name:Clutch Cover
 Torque Rating: 1650ft/lbs
 Plate Load: 3600lbs

Cross Ref. 152705-4
 Application American Turck

1601 999 003



Name: Center Plate
 Torque Rating: 1650ft/lbs
 Plate Load: 3600lbs

Cross Ref. 113C166
 Application American Turck

1600 201 005



Name:Clutch Disc
 Torque Rating: 1650ft/lbs
 Plate Load: 3600lbs

Cross Ref. 128257
 Application American Turck

1600 201 006











Name:Clutch Disc
 Torque Rating: 1650ft/lbs
 Plate Load: 3600lbs

Cross Ref. 128258
 Application American Turck

HINO		4.01
1600 301 001		
Name:Clutch Cover Size: 300*190*12*35		
		
Cross Ref.	HND033U	
Application	WO4CT	
1601 301 001		
Name:Clutch Disc Size: 300*190*350		
		
Cross Ref.	HNC504	
Application	WO4CT	
1600 301 002		
Name:Clutch Cover Size: 300*190*10*38.1		
		
Cross Ref.	HND041U	
Application	J05C	
1601 301 002		
Name:Clutch Disc Size: 300*190*350		
		
Cross Ref.	HNC518	
Application	J05C	

1600 301 003	
Name:Clutch Cover Size: 325*210*10*38.1	
	
Cross Ref.	HND063U
Application	H07D
1601 301 003	
Name:Clutch Disc Size: 325*210*368	
	
Cross Ref.	HNC519
Application	H07D
1600 301 004	
Name:Clutch Cover Size: 325*210*12*35	
	
Cross Ref.	HND001
Application	H07C
1601 301 004	
Name:Clutch Disc Size: 325*210*368	
	
Cross Ref.	HNC525
Application	H07C

HINO		4.01	
		1600 301 005	
		Name:Clutch Cover Size: 350*220*10*44.5	
			
Cross Ref.	HND047U		
Application	J08C		
		1601 301 005	
		Name:Clutch Disc Size: 350*220*379	
			
Cross Ref.	HNC521		
Application	J08C		
		1600 301 006	
		Name:Clutch Cover Size: 380*220*16*45	
			
Cross Ref.	HND002		
Application	EB400		
		1601 301 006	
		Name:Clutch Disc Size: 380*220*405	
			
Cross Ref.	HNC517		
Application	EB400		



		1600 301 007	
		Name:Clutch Cover Size: 380*220*10*44.5	
			
Cross Ref.	HND058U		
Application	H06CT		
		1601 301 007	
		Name:Clutch Disc Size: 380*220*405	
			
Cross Ref.	HNC541		
Application	H06CT		
		1600 301 008	
		Name:Clutch Cover Size: 430*250*16*45	
			
Cross Ref.	HND028		
Application	EK100		
		1601 301 008	
		Name:Clutch Disc Size: 430*250*456	
			
Cross Ref.	HNC507		
Application	EK100		

HINO		4.01	
		1600 301 009	
		Name:Clutch Cover Size: 430*250*18*50	
			
Cross Ref.	HND015		
Application	EK100		
		1601 301 008	
		Name:Clutch Disc Size: 430*250*456	
			
Cross Ref.	HNC507		
Application	EK100		

		1600 301 010	
		Name:Clutch Cover Size: 430*250*10*51	
			
Cross Ref.	HND045Y		
Application	EF750		
		1601 301 009	
		Name:Clutch Disc Size: 430*250*456	
			
Cross Ref.	HNC532		
Application	EF750		

		1600 301 003	
		Name:Clutch Cover Size: 325*210*10*38.1	
			
Cross Ref.	HND063U		
Application	H07D		
		1601 301 003	
		Name:Clutch Disc Size: 325*210*368	
			
Cross Ref.	HNC519		
Application	H07D		





		1600 301 004	
		Name:Clutch Cover Size: 325*210*12*35	
			
Cross Ref.	HND001		
Application	H07C		
		1601 301 004	
		Name:Clutch Disc Size: 325*210*368	
			
Cross Ref.	HNC525		
Application	H07C		





ISUZU		4.02	
		1600 302 001	
		Name:Clutch Cover Size: 240*160*24*25.6	
			
Cross Ref.	ISD145U		
Application	4JA1		
		1601 302 001	
		Name:Clutch Disc Size: 240*160*270	
			
Cross Ref.	ISC565		
Application	4JA1		





		1600 301 010	
		Name:Clutch Cover Size: 430*250*10*51	
			
Cross Ref.	HND045Y		
Application	Heavy Duty Truck		
		1601 301 010	
		Name:Clutch Disc Size: 432*248*450	
			
Cross Ref.	2C22B-E0561		
Application	Heavy Duty Truck		

		1600 302 002	
		Name:Clutch Cover Size: 240*160*24*25.6	
			
Cross Ref.	ISD104US		
Application	ISUZU 8K15		
		1601 302 002	
		Name:Clutch Disc Size: 242x158x270	
			
Cross Ref.	ISC543		
Application	ISUZU 8K15		

		1600 301 009	
		Name:Clutch Cover Size: 430*250*18*50	
			
Cross Ref.	HND015		
Application	K13C		
		1601 301 011	
		Name:Clutch Disc Size: 432*248*456	
			
Cross Ref.	HNC539		
Application	K13C		

ISUZU		4.02
1600 302 004		
 <p>Name:Clutch Cover Size: 260*170*24*25.6</p>		
Cross Ref.	ISD109US	
Application	4BC2	
1601 302 005		
 <p>Name:Clutch Disc Size: 260*170*298</p>		
Cross Ref.	ISC568	
Application	4BC2	
1600 302 004		
 <p>Name:Clutch Cover Size: 260*170*24*25.6</p>		
Cross Ref.	ISD109US	
Application	4BC	
1601 302 006		
 <p>Name:Clutch Disc Size: 261*148*304</p>		
Cross Ref.	ISC589	
Application	4BC	

1600 302 005	
 <p>Name:Clutch Cover Size: 275*180*24*25.6</p>	
Cross Ref.	ISD102US
Application	4BD1
1601 302 007	
 <p>Name:Clutch Disc Size: 275*180*306</p>	
Cross Ref.	ISC605
Application	4BD1
1600 302 006	
 <p>Name:Clutch Cover Size: 275x175x10x29</p>	
Cross Ref.	DW-003
Application	4BD1 NA20
1601 302 008	
 <p>Name:Clutch Disc Size: 275*180*320</p>	
Cross Ref.	ISC598
Application	4BD1 NA20

ISUZU		4.02	
1600 302 005			
		Name:Clutch Cover Size: 275*180*24*25.6	
Cross Ref.	ISD102US		
Application	4BD1		
1601 302 009			
		Name:Clutch Disc Size: 275*180*320	
Cross Ref.	ISC519		
Application	4BD1		
1600 302 007			
		Name:Clutch Cover Size: 300*190*14*35.2	
Cross Ref.	ISD086U		
Application	4HF1 NPR70		
1601 302 010			
		Name:Clutch Disc Size: 300*190*350	
Cross Ref.	ISC572		
Application	4HF1 NPR70		

1600 302 008	
	
Name:Clutch Cover Size: 300*190*21*29.8	
Cross Ref.	ISD134
Application	4HF1 NPR66
1601 302 010	
	
Name:Clutch Disc Size: 300*190*350	
Cross Ref.	ISC572
Application	4HF1 NPR66
1600 302 009	
	
Name:Clutch Cover Size: 300*190*10*38.1	
Cross Ref.	ISD006Y
Application	6BG1
1601 302 011	
	
Name:Clutch Disc Size: 300*190*350	
Cross Ref.	ISC546
Application	6BG1

ISUZU 4.02

1600 302 010



Name:Clutch Cover
Size: 300*190*24*25.6

Cross Ref. ISD114
Application 4BD1T

1601 302 011



Name:Clutch Disc
Size: 300*190*350

Cross Ref. ISC546
Application 4BD1T

1600 302 011



Name:Clutch Cover
Size: 300*190*10*38.1

Cross Ref. ISD072U
Application 6BG1

1601 302 012



Name:Clutch Disc
Size: 300*190*350

Cross Ref. ISC549
Application 6BG1

1600 302 012



Name:Clutch Cover
Size: 325*210*10*38.1

Cross Ref. ISD143Y
Application 4HE1(RLY)

1601 302 013



Name:Clutch Disc
Size: 325*210*368

Cross Ref. ISC592
Application 4HE1(RLY)

1600 302 013



Name:Clutch Cover
Size: 350*220*10*38.1

Cross Ref. ISD005Y
Application 6BD1T

1601 302 014



Name:Clutch Disc
Size: 350*220*379

Cross Ref. ISC534
Application 6BD1T

ISUZU 4.02

1600 302 013

Name:Clutch Cover
Size: 350*220*10*38.1



Cross Ref. ISD005Y
Application 6BD1

1601 302 015

Name:Clutch Disc
Size: 350*220*379



Cross Ref. ISC523
Application 6BD1

1600 302 014

Name:Clutch Cover
Size: 380*240*10*38.1



Cross Ref. ISD028U
Application 6BG1

1601 302 016

Name:Clutch Disc
Size: 380*240*405



Cross Ref. ISC540
Application 6BG1

1600 302 015


Name:Clutch Cover
Size: 400*250*10*50.8



Cross Ref. ISD068Y
Application CVR17

1601 302 017

Name:Clutch Disc
Size: 400*250*442



Cross Ref. ISC702
Application CVR17

1600 302 016

Name:Clutch Cover
Size: 410*260*16*45



Cross Ref. ISD008S
Application 10PA1

1601 302 018

Name:Clutch Disc
Size: 410*260*445



Cross Ref. ISC510
Application 10PA1

ISUZU 4.02


1600 302 017



Name:Clutch Cover
Size: 430*250*16*45

Cross Ref. ISD002
Application 6RA1

1601 302 019



Name:Clutch Disc
Size: 430*250*456

Cross Ref. ISC518
Application 6RA1


1600 302 018



Name:Clutch Cover
Size: 430*250*10*50.8

Cross Ref. ISD078Y
Application 10PD1

1601 302 019



Name:Clutch Disc
Size: 430*250*456

Cross Ref. ISC518
Application 10PD1


1600 302 019



Name:Clutch Cover
Size: 430*250*10*50.8

Cross Ref. ISD034
Application KC-CVR80

1601 302 020



Name:Clutch Disc
Size: 432*248*456

Cross Ref. ISC622
Application KC-CVR80


1600 302 019



Name:Clutch Cover
Size: 430*250*10*50.8





Cross Ref. ISD034
Application 6WF1


1601 302 020






Name:Clutch Disc
Size: 432*248*456

Cross Ref. ISC622
Application 6WF1



MAZDA		4.03	
		1600 303 001	
		Name:Clutch Cover Size: 240*160*23*26.3	
			
Cross Ref.	MZD021U		
Application	JF		
		1601 303 001	
		Name:Clutch Disc Size: 240*160*276	
			
Cross Ref.	MZC605		
Application	JF		
		1600 303 002	
		Name:Clutch Cover Size: 240*160*22*24.3	
			
Cross Ref.	MZD087U		
Application	WL		
		1601 303 002	
		Name:Clutch Disc Size: 250*160*286	
			
Cross Ref.	MZC622		
Application	WL		



		1600 303 003	
		Name:Clutch Cover Size: 260*170*12*28	
			
Cross Ref.	MZD017U		
Application	SL		
		1601 303 003	
		Name:Clutch Disc Size: 260*170*300	
			
Cross Ref.	MZC540		
Application	SL		
		1600 303 004	
		Name:Clutch Cover Size: 275*180*12*28	
			
Cross Ref.	MZD065U		
Application	TF		
		1601 303 004	
		Name:Clutch Disc Size: 275*180*314	
			
Cross Ref.	MZC596		
Application	TF		



MITSUBISHI		4.04
1600 304 001		
	Name:Clutch Cover Size: 240*160*10*29	
Cross Ref.	MFD017U	
Application	4DR5	
1601 304 001		
	Name:Clutch Disc Size: 240*150*278	
Cross Ref.	MFC531	
Application	4DR5	
1600 304 002		
	Name:Clutch Cover Size: 240*160*14*29.3	
Cross Ref.	MBD034U	
Application	6G72	
1601 304 002		
	Name:Clutch Disc Size: 240*157*276	
Cross Ref.	MBC538	
Application	6G72	


1600 304 003	
	Name:Clutch Cover Size: 250*160*23*26.3
Cross Ref.	MBD058
Application	6G72
1601 304 003	
	Name:Clutch Disc Size: 250*160*279
Cross Ref.	MBC645
Application	6G72
1600 304 003	
	Name:Clutch Cover Size: 250*160*23*26.3
Cross Ref.	MBD058
Application	4M40
1601 304 004	
	Name:Clutch Disc Size: 250*160*280
Cross Ref.	MBC584
Application	4M40

MITSUBISHI		4.04
1600 304 003		
 <p>Name:Clutch Cover Size: 250*160*23*26.3</p>		
Cross Ref.	MBD058	
Application	4M40	
1601 304 005		
 <p>Name:Clutch Disc Size: 250*160*280</p>		
Cross Ref.	MBC585	
Application	4M40	

1600 304 004		
 <p>Name:Clutch Cover Size: 260*170*10*29</p>		
Cross Ref.	MFD012U	
Application	4D30	
1601 304 006		
 <p>Name:Clutch Disc Size: 260*170*298</p>		
Cross Ref.	MFC537	
Application	4D30	





1600 304 005		
 <p>Name:Clutch Cover Size: 260*170*14*29.4</p>		
Cross Ref.	MFD013U	
Application	4DR5	
1601 304 007		
 <p>Name:Clutch Disc Size: 260*170*298</p>		
Cross Ref.	MFC528	
Application	4DR5	





1600 304 006		
 <p>Name:Clutch Cover Size: 275*175*14*29.4</p>		
Cross Ref.	MFD015U	
Application	4D32	
1601 304 008		
 <p>Name:Clutch Disc Size: 276*173*311</p>		
Cross Ref.	MFC558	
Application	4D32	

MITSUBISHI		4.04
1600 304 007		
	Name:Clutch Cover Size: 300*190*14*35.2	
Cross Ref.	MFD067U	
Application	4D35	
1601 304 009		
	Name:Clutch Disc Size: 300*190*350	
Cross Ref.	MFC560	
Application	4D35	
1600 304 007		
	Name:Clutch Cover Size: 300*190*14*35.2	
Cross Ref.	MFD067U	
Application	4M50	
1601 304 010		
	Name:Clutch Disc Size: 300*180*350	
Cross Ref.	MFC572	
Application	4M50	

1600 304 008	
	Name:Clutch Cover Size: 325*210*14*37.6
Cross Ref.	MFD066Y
Application	6D16
1601 304 011	
	Name:Clutch Disc Size: 325*210*368
Cross Ref.	MFC507
Application	6D16
1600 304 009	
	Name:Clutch Cover Size: 325*210*14*35.2
Cross Ref.	MFD068Y
Application	6D14
1601 304 011	
	Name:Clutch Disc Size: 325*210*368
Cross Ref.	MFC507
Application	6D14

MITSUBISHI		4.04
1600 304 010		
	Name:Clutch Cover Size: 350*212*14*44	
Cross Ref.	MFD037U	
Application	6D16	
1601 304 013		
	Name:Clutch Disc Size: 350*220*375	
Cross Ref.	MFC561	
Application	6D16	
1600 304 010		
	Name:Clutch Cover Size: 350*220*14*44	
Cross Ref.	MFD037U	
Application	6D16	
1601 304 014		
	Name:Clutch Disc Size: 350*220*379	
Cross Ref.	MFC571	
Application	6D16	



1600 304 011	
	Name:Clutch Cover Size: 380x220x14x44
Cross Ref.	MFD071U
Application	6D15
1601 304 015	
	Name:Clutch Disc Size: 380*240*405
Cross Ref.	MFC505
Application	6D15
1600 304 012	
	Name:Clutch Cover Size: 380x240x14x49
Cross Ref.	MFD061Y
Application	10M21
1601 304 016	
	Name:Clutch Disc Size: 380*240*442
Cross Ref.	MFC546
Application	10M21

MITSUBISHI		4.04
1600 304 013		
	Name:Clutch Cover Size: 380x240x14x49	
Cross Ref.	MFD062Y	
Application	8M20	
1601 304 016		
	Name:Clutch Disc Size: 380*240*442	
Cross Ref.	MFC546	
Application	8M20	
1600 304 014		
	Name:Clutch Cover Size: 400x250x14x49	
Cross Ref.	MFD064Y	
Application	10M21	
1601 304 017		
	Name:Clutch Disc Size: 404*250*450	
Cross Ref.	MFC579	
Application	10M21	

1600 304 015	
	Name:Clutch Cover Size: 400x250x14x49
Cross Ref.	MFD086Y
Application	8M20
1601 304 017	
	Name:Clutch Disc Size: 404*250*450
Cross Ref.	MFC579
Application	8M20
1600 304 016	
	Name:Clutch Cover Size: 410*250*14*48
Cross Ref.	MFD011P
Application	6D22T
1601 304 018	
	Name:Clutch Disc Size: 410*248*456
Cross Ref.	MFC513
Application	6D22T

MITSUBISHI		4.04
1600 304 003		
 <p>Name:Clutch Cover Size: 430*250*14*48</p>		
Cross Ref.	MFD058U	
Application	8DC8	
1601 304 019		
 <p>Name:Clutch Disc Size: 432*248*456</p>		
Cross Ref.	MFC573	
Application	8DC8	



1600 304 003		
 <p>Name:Clutch Cover Size: 430*250*14*48</p>		
Cross Ref.	MFD058U	
Application	8DC8	
1601 304 020		
 <p>Name:Clutch Disc Size: 432*248*456</p>		
Cross Ref.	MFC582	
Application	8DC8	

1600 304 003	
 <p>Name:Clutch Cover Size: 430*250*14*48</p>	
Cross Ref.	MFD058U
Application	8DC8
1601 304 021	
 <p>Name:Clutch Disc Size: 432*248*456</p>	
Cross Ref.	MFC594
Application	8DC8


1600 304 003	
 <p>Name:Clutch Cover Size: 430*250*14*48</p>	
Cross Ref.	MFD058U
Application	8DC8
1601 304 022	
 <p>Name:Clutch Disc Size: 430*248*456</p>	
Cross Ref.	MFC543
Application	8DC8



NISSAN		4.05
1600 305 001		
	Name:Clutch Cover Size: 240*160*21*24	
Cross Ref.	30100-JA00A	
Application	LD20T	
1601 305 001		
	Name:Clutch Disc Size: 240*138*280	
Cross Ref.	30210-JA00A	
Application	LD20T	
1600 305 002		
	Name:Clutch Cover Size: 240*160*24*25.6	
Cross Ref.	30100-8J00A	
Application	TD23	
1601 305 002		
	Name:Clutch Disc Size: 240*160*280	
Cross Ref.	30210-8J000	
Application	TD23	




1600 305 003	
	Name:Clutch Cover Size: 240*150*24*25.6
Cross Ref.	NSD036
Application	SD33
1601 305 003	
	Name:Clutch Disc Size: 240*148*280
Cross Ref.	NSC519
Application	SD33
1600 302 002	
	Name:Clutch Cover Size: 240*160*24*25.6
Cross Ref.	ISD104US
Application	VG30
1601 305 004	
	Name:Clutch Disc Size: 240*160*280
Cross Ref.	NSC522
Application	VG30

NISSAN		4.05	
1600 305 005			
		Name:Clutch Cover Size: 250*160*24*25.6	
Cross Ref.	NSD148		
Application	D22		
1601 305 005			
		Name:Clutch Disc Size: 250*160*280	
Cross Ref.	NSC632		
Application	D22		

1600 305 006			
		Name:Clutch Cover Size: 260*160*24*25.6	
Cross Ref.	NSD049U		
Application	QD32		
1601 305 006			
		Name:Clutch Disc Size: 260*160*298	
Cross Ref.	NSC622		
Application	QD32		


1600 305 007	
	
Name:Clutch Cover Size: 275*175*24*25.6	
Cross Ref.	NSD001U
Application	PF40
1601 305 007	
	
Name:Clutch Disc Size: 278*178*320	
Cross Ref.	NSC600
Application	PF40

1600 305 007	
	
Name:Clutch Cover Size: 275*180*24*25.6	
Cross Ref.	NSD001U
Application	FD33T
1601 305 008	
	
Name:Clutch Disc Size: 275*175*320	
Cross Ref.	NSC518
Application	FD33T



NISSAN		4.05
1600 305 008		
 <p>Name:Clutch Cover Size: 325*210*16*30</p>		
Cross Ref.	NDD022Y	
Application	FE6A	
1601 305 009		
 <p>Name:Clutch Disc Size: 325*210*368</p>		
Cross Ref.	NDC536	
Application	FE6A	
1600 305 008		
 <p>Name:Clutch Cover Size: 325*210*16*30</p>		
Cross Ref.	NDD022Y	
Application	FE6A	
1601 305 010		
 <p>Name:Clutch Disc Size: 325*186*370</p>		
Cross Ref.	30210-90961	
Application	FE6A	



1600 305 009	
 <p>Name:Clutch Cover Size: 325*210*16*30.4</p>	
Cross Ref.	NDD007Y
Application	FD6T
1601 305 011	
 <p>Name:Clutch Disc Size: 325*210*368</p>	
Cross Ref.	NDC524
Application	FD6T
1600 305 008	
 <p>Name:Clutch Cover Size: 325*210*16*30.0</p>	
Cross Ref.	NDD022Y
Application	FE6B
1601 305 011	
 <p>Name:Clutch Disc Size: 325*210*368</p>	
Cross Ref.	NDC524
Application	FE6B

NISSAN		4.05	
		1600 305 011	
		Name:Clutch Cover Size: 350*220*12*35.4	
Cross Ref.	NDD021U		
Application	FE6B,C,T		
		1601 305 012	
		Name:Clutch Disc Size: 350*220*379	
Cross Ref.	NDC516		
Application	FE6B,C,T		

		1600 305 012	
		Name:Clutch Cover Size: 350*220*10*38.1	
Cross Ref.	NDD020U		
Application	FE6B		
		1601 305 012	
		Name:Clutch Disc Size: 350*220*379	
Cross Ref.	NDC516		
Application	FE6B		

		1600 305 013	
		Name:Clutch Cover Size: 380*220*10*44.7	
Cross Ref.	NDD047U		
Application	FE6TB		
		1601 305 013	
		Name:Clutch Disc Size: 380*220*405	
Cross Ref.	NDC528		
Application	FE6TB		

		1600 305 013	
		Name:Clutch Cover Size: 380*220*10*44.7	
Cross Ref.	NDD047U		
Application	FE6TB		
		1601 305 014	
		Name:Clutch Disc Size: 382*240*410	
Cross Ref.	NDC521		
Application	FE6TB		




NISSAN		4.05
1600 305 014		
		
Name:Clutch Cover Size: 400*250*10*41.3		
Cross Ref.	NDD001	
Application	PE6	
1601 305 015		
		
Name:Clutch Disc Size: 404*250*450		
Cross Ref.	NDC550	
Application	PE6	





1600 305 014		
		
Name:Clutch Cover Size: 410*250*10*41.3		
Cross Ref.	NDD001	
Application	PE6	
1601 305 016		
		
Name:Clutch Disc Size: 410*250*438		
Cross Ref.	NDC518	
Application	PE6	

1600 305 015		
		
Name:Clutch Cover Size: 430*250*18*50		
Cross Ref.	NDD008	
Application	RF8	
1601 305 017		
		
Name:Clutch Disc Size: 432*248*450		
Cross Ref.	NDC529	
Application	RF8	



1600 305 015		
		
Name:Clutch Cover Size: 430*250*18*50		
Cross Ref.	NDD008	
Application	RF8	
1601 305 018		
		
Name:Clutch Disc Size: 432*248*456		
Cross Ref.	NDC534	
Application	RF8	



NISSAN		4.05
		1600 305 015
	Name:Clutch Cover Size: 430*250*18*50	
Cross Ref.	NDD008	
Application	RF8	
		1601 305 019
	Name:Clutch Disc Size: 430*250*456	
Cross Ref.	NDC538	
Application	RF8	
		1600 305 015
	Name:Clutch Cover Size: 430*250*18*50	
Cross Ref.	NDD008	
Application	RF8	
		1601 305 020
	Name:Clutch Disc Size: 430*250*456	
Cross Ref.	NDC548	
Application	RF8	


TOYOTA		4.06
		1600 306 001
	Name:Clutch Cover Size: 236*150*21*29.8	
Cross Ref.	TYD113U	
Application	3L	
		1601 306 001
	Name:Clutch Disc Size: 236*150*271	
Cross Ref.	TYC565	
Application	3L	
		1600 306 002
	Name:Clutch Cover Size: 236*150*21*29.8	
Cross Ref.	TYD112U	
Application	4Y	
		1601 306 002
	Name:Clutch Disc Size: 236*150*276	
Cross Ref.	TYC522	
Application	4Y	

TOYOTA		4.06	
		1600 306 003	
		Name:Clutch Cover Size: 250*160*21*29.8	
Cross Ref.	TYD135U		
Application	3VZ		
		1601 306 003	
		Name:Clutch Disc Size: 250*155*276	
Cross Ref.	TYC623		
Application	3VZ		
		1600 306 004	
		Name:Clutch Cover Size: 260x170x21x28.8	
Cross Ref.	TYD136		
Application	1KZ		
		1601 306 004	
		Name:Clutch Disc Size: 260*170*298	
Cross Ref.	TYC579		
Application	1KZ		

		1600 306 005	
		Name:Clutch Cover Size: 260x170x21x28.8	
Cross Ref.	TYD122U		
Application	1KZ		
		1601 306 005	
		Name:Clutch Disc Size: 261*170*298	
Cross Ref.	TYC605		
Application	1KZ		
		1600 306 003	
		Name:Clutch Cover Size: 250*160*21*29.8	
Cross Ref.	TYD135U		
Application	3VZ		
		1601 306 006	
		Name:Clutch Disc Size: 250*155*276	
Cross Ref.	CT-106		
Application	3VZ		

TOYOTA		4.06	
		1600 306 006	
		Name:Clutch Cover Size: 260*170*21*29.8	
			
Cross Ref.	TYD015U		
Application	3B		
		1601 306 007	
		Name:Clutch Disc Size: 260*170*298	
			
Cross Ref.	TYC526		
Application	3B		

		1600 306 007	
		Name:Clutch Cover Size: 275*175*21*29.8	
			
Cross Ref.	TYD078U		
Application	14B		
		1601 306 008	
		Name:Clutch Disc Size: 275*168*311	
			
Cross Ref.	TYC518		
Application	14B		


		1600 306 008	
		Name:Clutch Cover Size: 275*175*10*27.9	
			
Cross Ref.	TYD006U		
Application	3F		
		1601 306 008	
		Name:Clutch Disc Size: 275*168*311	
			
Cross Ref.	TYC518		
Application	3F		

		1600 302 006	
		Name:Clutch Cover Size: 275*175*10*29	
			
Cross Ref.	DW-003		
Application	4P		
		1601 306 009	
		Name:Clutch Disc Size: 275*175*315	
			
Cross Ref.	TFC502		
Application	4P		

TOYOTA

4.06

1600 302 006



Name:Clutch Cover
Size: 275*175*10*29

Cross Ref. DW-003
Application 2J


1601 306 010



Name:Clutch Disc
Size: 275*175*315

Cross Ref. TFC503
Application 2J

1600 302 006



Name:Clutch Cover
Size: 275*175*10*29

Cross Ref. DW-003
Application 4P

1601 306 011



Name:Clutch Disc
Size: 275*173*311

Cross Ref. TYC622
Application 4P

1600 306 010



Name:Clutch Cover
Size: 300x190x14x32.4

Cross Ref. TYD119U
Application 15B

1601 306 012



Name:Clutch Disc
Size: 300*190*345

Cross Ref. TYC600
Application 15B



**CLUTCH RELEASE BEARING FOR
COMMERICAL VEHICLE**

